

# FLOS

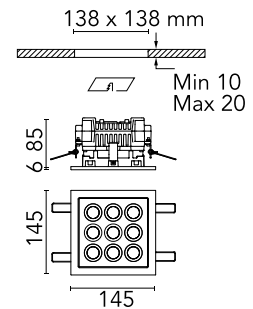
■ F030D41D030 Black

## Mile Recessed 2 Dimmable DALI

Designed by Antonio Citterio, 2020

1400lm - 4000K - CRI> 80 - Beam° 12

LED light source included. Integrated 220-240V ON/OFF and 1-10V/DALI dimmable electrical power. Equipped with neoprene cable outlet and double cable grommet for in/out connection. Ceiling mounting springs included. Box for brick roofing installation to be ordered separately.



Are you a professional and your project needs consulting and support?

[BOOK AN APPOINTMENT](#)

### Main specifications

|                        |                      |
|------------------------|----------------------|
| EAN                    | 8054793557328        |
| Mounting               | Ceiling              |
| Environments           | Outdoor wet location |
| Light source type      | LED                  |
| Light sources included | Yes                  |
| LED type               | Power LED            |
| Number of lamps        | 1                    |
| System power (W)       | 15                   |
| Lumen Output (lm)      | 1400                 |

### Physical

|                     |       |
|---------------------|-------|
| Colour              | Black |
| Orientation         | Fixed |
| Net weight (kg)     | 1.17  |
| Package height (mm) | 130   |
| Package width (mm)  | 185   |
| Package length (mm) | 185   |
| IP internal         | 66    |

### Download

[Mounting instructions](#) ZIP

### Photometric Files

[LDT / IES](#) ZIP

### Technical Drawings

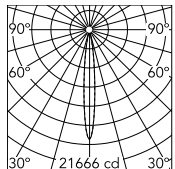
[2D](#) ZIP

[3D](#) ZIP

[Bim](#) ZIP



## Schematic light drawing



Beam Angle: 12°

| h(m) | E(lx) | D(m) |
|------|-------|------|
| 1    | 21666 | 0.21 |
| 2    | 5417  | 0.41 |
| 3    | 2407  | 0.62 |
| 4    | 1354  | 0.82 |
| 5    | 867   | 1.03 |

Luminous flux luminaire  
1400 lm

## Photometric

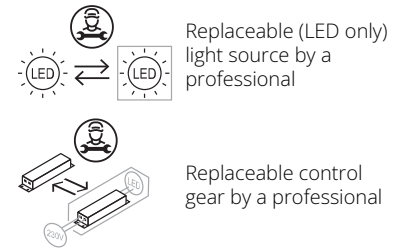
|                        |           |
|------------------------|-----------|
| Lighting type          | Direct    |
| Light distribution     | Symmetric |
| CCT (K)                | 4000      |
| CRI>                   | 80        |
| Beam angle C0-180 (°)  | 12        |
| Beam angle C90-270 (°) | 12        |
| Extreme cut off        | No        |

## Electrical

|                    |                   |
|--------------------|-------------------|
| Insulation class   | I                 |
| Frequency (Hz)     | 50/60             |
| Main voltage (Vac) | 220-240           |
| Power supply       | Integrated        |
| Dimmable           | Yes               |
| Power supply type  | Dimmable DALI 1   |
| Dimming interface  | Dimmer Integrated |
| Emergency          | No                |

## Ecodesign and Energy Labelling

This product contains a light source of energy efficiency class D



## Accessories & Power Supply



### OPTIONAL Accessory

F990C030000

4 way junction box 5 poles IP68  
(6-14 mm cables)



### OPTIONAL Accessory

F990C080000

Connector kit 5-pole flying socket  
+ EU plug IP68.



### OPTIONAL Accessory

F030Z020000

Metal installation box for  
concrete ceiling