

FLOS

F015L40A001 White

Mile Path 1

Designed by Antonio Citterio, 2020

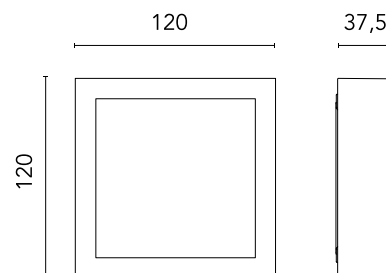


108lm - 4000K - CRI> 80

LED light source included. Integrated 220–240 V ON/OFF electrical power. Equipped with double cable gland for inlet and outlet connection. Fixing bracket included.

Are you a professional and your project needs consulting and support?

[BOOK AN APPOINTMENT](#)



Main specifications

EAN	8054793237220
Mounting	Wall
Light source type	LED
Light sources included	Yes
LED type	Power LED
Number of lamps	1
System power (W)	4.9
Lumen Output (lm)	108


Physical

Colour	White
Orientation	Fixed
Net weight (kg)	0.6
Package height (mm)	98
Package width (mm)	156
Package length (mm)	156
IP internal	66

Download

[Mounting instructions](#)  ZIP

Photometric Files

[LDT / IES](#)  ZIP

Technical Drawings

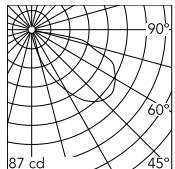
[2D](#)  ZIP

[3D](#)  ZIP

[Bim](#)  ZIP



Schematic light drawing



Beam Angle: 55°

h(m)	E(lx)	D(m)
1	39	5.18
2	10	10.36
3	4	15.54
4	2	20.71
5	2	25.89

Luminous flux luminaire
108 lm

Photometric

Lighting type	Direct
Light distribution	Asymmetric
CCT (K)	4000
CRI>	80
Extreme cut off	No

Electrical

Insulation class	I
Frequency (Hz)	50/60
Main voltage (Vac)	220-240
Power supply	Integrated
Dimmable	No
Power supply type	Non Dimmable
Dimming interface	Not Dimmable
Emergency	No

Ecodesign and Energy Labelling

This product contains a light source of energy efficiency class D

