

# FLOS

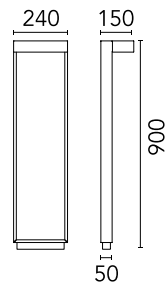
F015K41B006 Grey

## Mile Bollard 2 900 Mono Dimmable 1-10V

Designed by Antonio Citterio, 2020



LED light source included. Integrated 220-240V ON/OFF and 1-10V or DALI dimmable electrical power. Equipped with a length of neoprene cable and an IP68 2-way anticondensation H2O stop seal system. The device may be installed on any flooring with anchors. Anchoring plate for installation on flooring laid over concrete sold separately.



Are you a professional and your project needs consulting and support?

[BOOK AN APPOINTMENT](#)

### Main specifications

|                        |                      |
|------------------------|----------------------|
| EAN                    | 8054793236490        |
| Mounting               | Ground               |
| Environments           | Outdoor wet location |
| Light source type      | LED                  |
| Light sources included | Yes                  |
| LED type               | Power LED            |
| Number of lamps        | 1                    |
| System power (W)       | 7.8                  |
| Lumen Output (lm)      | 651                  |

### Physical

|                 |       |
|-----------------|-------|
| Colour          | Grey  |
| Orientation     | Fixed |
| Net weight (kg) | 4.59  |
| IP internal     | 65    |

### Download

[Mounting instructions](#)  ZIP

### Photometric Files

[LDT / IES](#)  ZIP

### Technical Drawings

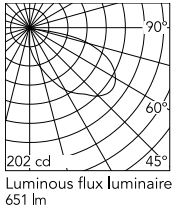
[2D](#)  ZIP

[3D](#)  ZIP

[Bim](#)  ZIP



## Schematic light drawing



Beam Angle: 57°

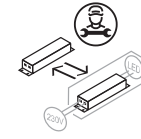
| h(m) | E(lx) | D(m)  |
|------|-------|-------|
| 1    | 202   | 4.54  |
| 2    | 51    | 9.08  |
| 3    | 22    | 13.62 |
| 4    | 13    | 18.16 |
| 5    | 8     | 22.70 |

## Ecodesign and Energy

### Labelling



Replaceable (LED only)  
light source by a  
professional



Replaceable control  
gear by a professional

## Photometric

|                    |            |
|--------------------|------------|
| Lighting type      | Direct     |
| Light distribution | Asymmetric |
| CCT (K)            | 4000       |
| CRI>               | 80         |
| Extreme cut off    | No         |

## Electrical

|                    |                   |
|--------------------|-------------------|
| Insulation class   | I                 |
| Frequency (Hz)     | 50/60             |
| Main voltage (Vac) | 220-240           |
| Power supply       | Integrated        |
| Dimmable           | Yes               |
| Power supply type  | Dimmable 1-10V    |
| Dimming interface  | Dimmer Integrated |
| Emergency          | No                |

## Notes

Please check with your referent person in our Front Office if a code modification is needed to meet the required certification compliance

## Accessories & Power Supply



OPTIONAL  
Accessory

F990E00A000

S.P.D. (SURGE PROTECTION  
DEVICE)



OPTIONAL  
Accessory

F015Z010000

Base plate with bolt