


FLOS

F015K22A001 White

Mile Bollard 2 900 Double

Designed by Antonio Citterio, 2020

2 x 1206lm - 2700K - CRI> 80



LED light source included. Integrated 220-240V ON/OFF and 1-10V or DALI dimmable electrical power. Equipped with a length of neoprene cable and an IP68 2-way anticondensation H2O stop seal system. The device may be installed on any flooring with anchors. Anchoring plate for installation on flooring laid over concrete sold separately.

Are you a professional and your project needs consulting and support?

[BOOK AN APPOINTMENT](#)



Main specifications

EAN	8054793235875
Mounting	Ground
Environments	Outdoor wet location
Light source type	LED
Light sources included	Yes
LED type	Power LED
Number of lamps	2
System power (W)	15.6
Lumen Output (lm)	1206

Physical

Colour	White
Orientation	Fixed
Net weight (kg)	4.59
IP internal	65

Download

[Mounting instructions](#) ZIP

Photometric Files

[LDT / IES](#) ZIP

Technical Drawings

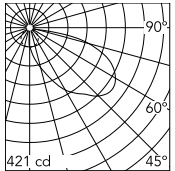
[2D](#) ZIP

[3D](#) ZIP

[Bim](#) ZIP



Schematic light drawing

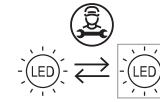


Beam Angle:	57°		
h(m)	E(lx)	D(m)	
1	187	4.54	
2	47	9.08	
3	21	13.62	
4	12	18.16	
5	7	22.70	

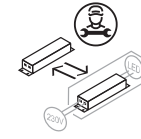
Luminous flux luminaire
603 lm

Ecodesign and Energy

Labelling



Replaceable (LED only)
light source by a
professional



Replaceable control
gear by a professional

Photometric

Lighting type	Direct
Light distribution	Asymmetric
CCT (K)	2700
CRI>	80
Extreme cut off	No

Electrical

Insulation class	I
Frequency (Hz)	50/60
Main voltage (Vac)	220-240
Power supply	Integrated
Dimmable	No
Power supply type	Non Dimmable
Dimming interface	Not Dimmable
Emergency	No

Accessories & Power Supply



OPTIONAL
Accessory

F990E00A000

S.P.D. (SURGE PROTECTION
DEVICE)



OPTIONAL
Accessory

F015Z010000

Base plate with bolt