

# FLOS

F015G22A001 White

## Mile Bollard 1 600 Double

Designed by Antonio Citterio, 2020

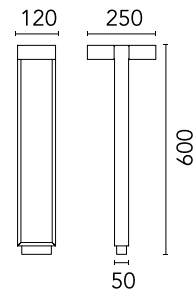
2 x 566lm - 2700K - CRI > 80



LED light source included. Integrated 220-240V ON/OFF electrical power. Equipped with a length of neoprene cable and an IP68 2-way anticondensation H2O stop seal system. The device may be installed on any flooring with anchors. Anchoring plate for installation on flooring laid over concrete sold separately.

Are you a professional and your project needs consulting and support?

[BOOK AN APPOINTMENT](#)



### Main specifications

EAN	8054793233598
Mounting	Ground
Environments	Outdoor wet location
Light source type	LED
Light sources included	Yes
LED type	Power LED
Number of lamps	2
System power (W)	9.8
Lumen Output (lm)	566

### Physical

Colour	White
Orientation	Fixed
Net weight (kg)	3.24
IP internal	65

### Download

[Mounting instructions](#)  ZIP

### Photometric Files

[LDT / IES](#)  ZIP

### Technical Drawings

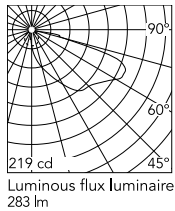
[2D](#)  ZIP

[3D](#)  ZIP

[Bim](#)  ZIP



## Schematic light drawing



## Photometric

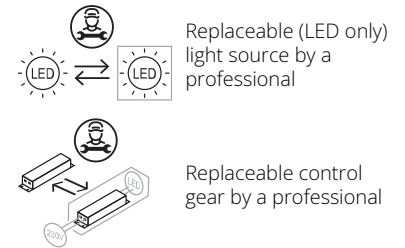
Lighting type	Direct
Light distribution	Asymmetric
CCT (K)	2700
CRI>	80
Extreme cut off	No

## Electrical

Insulation class	I
Frequency (Hz)	50/60
Main voltage (Vac)	220-240
Power supply	Integrated
Dimmable	No
Power supply type	Non Dimmable
Dimming interface	Not Dimmable
Emergency	No

## Ecodesign and Energy

### Labelling



## Accessories & Power Supply



OPTIONAL  
Accessory

Mounting

F015Z000000

Base plate with bolt



OPTIONAL  
Accessory

F990E00A000

S.P.D. (SURGE PROTECTION  
DEVICE)