

FLOS

03.6826.40A1V White

Light Supply Fixed No Trim Dimmable

Designed by FLOS Architectural, 2017



Recessed luminaire with LED light source. Remote 220/240V power supply included.

Are you a professional and your project needs consulting and support?

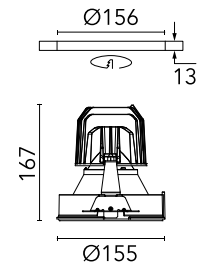
[BOOK AN APPOINTMENT](#)

Main specifications

Mounting	Ceiling recessed
Environments	Indoor dry location
Light source type	LED
Light sources included	Yes
LED type	LED array
Lamp category	LED
Number of lamps	1
Power (W)	29
Source flux (lm)	2910
Lumen Output (lm)	1487

Physical

Colour	White
Trim	No
Orientation	Fixed
Recessed depth (mm)	277
Net weight (kg)	0.98
IP internal	20
IP external	44



Download

[Mounting instructions](#)  PDF

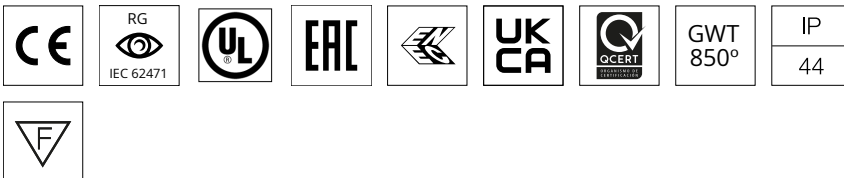
Photometric Files

[LDT / IES](#)  ZIP

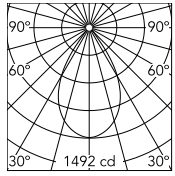
Technical Drawings

[2D](#)  ZIP

[3D](#)  ZIP



Schematic light drawing



Beam Angle: 62°

h(m)	E(lx)	D(m)
1	1492	1.19
2	373	2.39
3	166	3.58
4	93	4.77
5	60	5.97

Luminous flux luminaire
1487 lm (EXTREME CUT OFF)

Photometric

Lighting type	Direct
Light distribution	Symmetric
CCT (K)	3000
CRI>	90
Beam angle C0-180 (°)	62
Beam angle C90-270 (°)	62
Extreme cut off	No

Electrical

Insulation class	II
Frequency (Hz)	50/60
Main voltage (Vac)	220-240
Power supply	Remote included
Dimmable	Yes
Power supply type	Dimmable 1-10V

Notes

Pre-installation frame. To be ordered separately.