

FLOS

03.6821.40A1V White

Light Supply Adjustable No Trim Dimmable

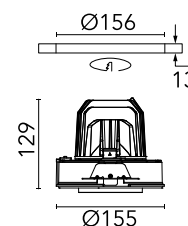
Designed by FLOS Architectural, 2017



Recessed luminaire with LED light source. Remote 220/240V power supply included.

Are you a professional and your project needs consulting and support?

[BOOK AN APPOINTMENT](#)



Main specifications

| | |
|------------------------|---------------------|
| Mounting | Ceiling recessed |
| Environments | Indoor dry location |
| Light source type | LED |
| Light sources included | Yes |
| LED type | LED array |
| Lamp category | LED |
| Number of lamps | 1 |
| Power (W) | 30.1 |
| Source flux (lm) | 2901 |
| Lumen Output (lm) | 1698 |

Physical

| | |
|--------------------------|------------|
| Colour | White |
| Trim | No |
| Orientation | Adjustable |
| Rotation (°) | 355 |
| Longitudinal tilting (°) | 35 |
| Recessed depth (mm) | 239 |
| Net weight (kg) | 1.01 |
| IP internal | 20 |
| IP external | 23 |

Download

Mounting instructions [↓ PDF](#)

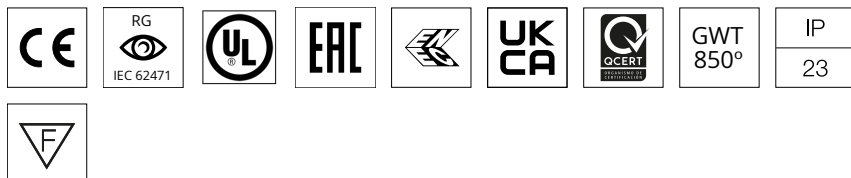
Photometric Files

LDT / IES [↓ ZIP](#)

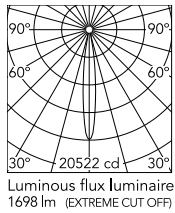
Technical Drawings

2D [↓ ZIP](#)

3D [↓ ZIP](#)



Schematic light drawing



Beam Angle: 13°

| h(m) | E(lx) | D(m) |
|------|-------|------|
| 1 | 20522 | 0.23 |
| 2 | 5131 | 0.46 |
| 3 | 2280 | 0.69 |
| 4 | 1283 | 0.92 |
| 5 | 821 | 1.15 |

Photometric

| | |
|------------------------|-----------|
| Lighting type | Direct |
| Light distribution | Symmetric |
| CCT (K) | 3000 |
| CRI> | 90 |
| Beam angle C0-180 (°) | 13 |
| Beam angle C90-270 (°) | 13 |
| Extreme cut off | No |

Electrical

| | |
|--------------------|-----------------|
| Insulation class | II |
| Frequency (Hz) | 50/60 |
| Main voltage (Vac) | 220-240 |
| Power supply | Remote included |
| Dimmable | Yes |
| Power supply type | Dimmable 1-10V |

Notes

Pre-installation frame or Soft Architecture installation plate for No Trim installation.
To be ordered separately.

Accessories & Power Supply



OPTIONAL
Accessory

08.8118.68

Elliptical lens



OPTIONAL
Accessory

08.8242.14

Screening crosspiece



OPTIONAL
Accessory

08.8377.14

Honeycomb. Big Cells



OPTIONAL
Accessory

08.8453.40

Highly-efficient cylinder



OPTIONAL
Accessory

SA.6600.1

Soft Architecture installation plate



OPTIONAL
Accessory

08.8450.00

Light Supply Adjustable spare
reflector. Spot



OPTIONAL
Accessory

08.8451.00

Light Supply Adjustable spare
reflector. Medium



OPTIONAL
Accessory

08.8452.00

Light Supply Adjustable spare
reflector. Flood