

FLOS

03.6817.14BDA Black

Light Supply Adjustable No Trim Dimmable

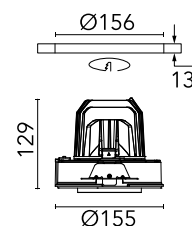
Designed by FLOS Architectural, 2017



Recessed luminaire with LED light source. Remote 220/240V power supply included.

Are you a professional and your project needs consulting and support?

[BOOK AN APPOINTMENT](#)



Main specifications

Mounting	Ceiling recessed
Environments	Indoor dry location
Light source type	LED
Light sources included	Yes
LED type	LED array
Lamp category	LED
Number of lamps	1
Power (W)	30.1
Source flux (lm)	3772
Lumen Output (lm)	1960

Physical

Colour	Black
Trim	No
Orientation	Adjustable
Rotation (°)	355
Longitudinal tilting (°)	35
Recessed depth (mm)	239
Net weight (kg)	1.01
IP internal	20
IP external	23

Download

[Mounting instructions](#)  PDF

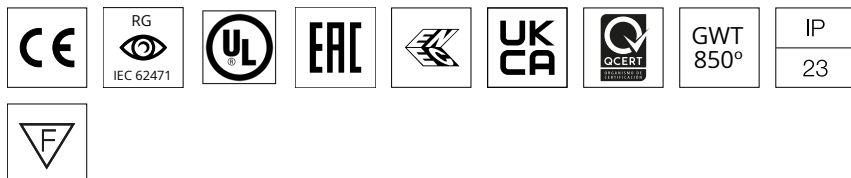
Photometric Files

[LDT / IES](#)  ZIP

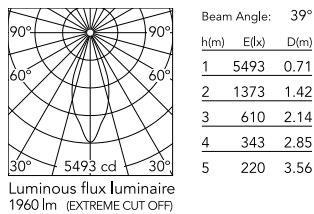
Technical Drawings

[2D](#)  ZIP

[3D](#)  ZIP



Schematic light drawing



Photometric

Lighting type	Direct
Light distribution	Symmetric
CCT (K)	3000
CRI>	80
Beam angle C0-180 (°)	39
Beam angle C90-270 (°)	39
Extreme cut off	No

Electrical

Insulation class	II
Frequency (Hz)	50/60
Main voltage (Vac)	220-240
Power supply	Remote included
Dimmable	Yes
Power supply type	Dimmable DALI 2

Notes

Pre-installation frame or Soft Architecture installation plate for No Trim installation.
To be ordered separately.

Accessories & Power Supply



OPTIONAL
Accessory

08.8118.68

Elliptical lens



OPTIONAL
Accessory

08.8242.14

Screening crosspiece



OPTIONAL
Accessory

08.8377.14

Honeycomb. Big Cells



OPTIONAL
Accessory

08.8453.40

Highly-efficient cylinder



OPTIONAL
Accessory

SA.6600.1

Soft Architecture installation plate



OPTIONAL
Accessory

08.8450.00

Light Supply Adjustable spare
reflector. Spot



OPTIONAL
Accessory

08.8451.00

Light Supply Adjustable spare
reflector. Medium



OPTIONAL
Accessory

08.8452.00

Light Supply Adjustable spare
reflector. Flood