


## Light Shadow Surface 4 Spots Optic Medium

Designed by FLOS Architectural

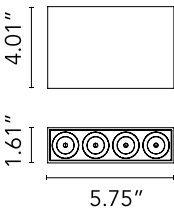


LED - Power LED - 11W - 793lm - 3000K - CRI> 90 - Beam° 22

Surface luminaire with 4 LED lighting spots. For remote power source, not included.

Are you a professional and your project needs consulting and support?

BOOK AN APPOINTMENT



### Main specifications

Mounting	Ceiling surface
Environments	Indoor dry location
Light Source Type	LED
Light sources included	Yes
LED type	Power LED
Lamp category	LED
Number of lamps	1
Power (W)	11
Source flux (lm)	1140
System flux (lm)	793

### Physical

Color	White/Black/White
Orientation	Fixed
Length (in)	7
Net weight (lb)	1.33
Gross weight (lb)	1.44
Package volume (in)	62
IP internal	44

### Download

Family spec sheet [ZIP](#)  
Mounting instructions [PDF](#)

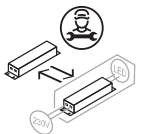
### Photometric Files

LDT / IES [ZIP](#)

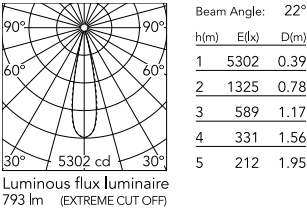


### Ecodesign and Energy Labelling

 Replaceable (LED only) light source by a professional

 Replaceable control gear by a professional

Schematic light drawing



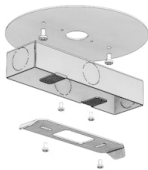
Photometric

Lighting type	Direct
Light distribution	Symmetric
CCT (K)	3000
CRI>	90
Beam angle C0-180 (°)	22
Beam angle C90-270 (°)	22
UGR <sub>L</sub>	<10

Electrical

Forward voltage (V)	12
LED current (mA)	900
Driver	Remote
Dimmable	Yes
Dimming type	Non Dimmable
Dimming interface	Remote Dimmable (Dimmer Not Included)

Accessories & Power Supply



REQUIRED

08.0252.40.19

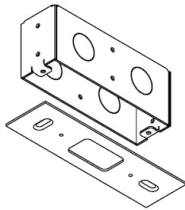
Surface Spacer



REQUIRED

08.0252.14.19

Surface Spacer

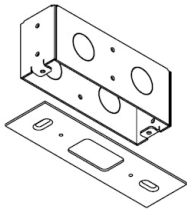


REQUIRED

Installation

JBOX.0001.14

Custom Junction Box Light  
Shadow Surface, Black, New  
construction

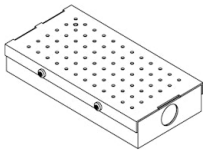


REQUIRED

Installation

JBOX.0001.40

Custom Junction Box Light  
Shadow Surface, Black, New  
construction

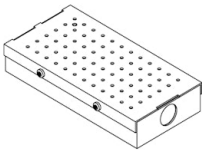


REQUIRED

Power supply

SP18W900MA-PEQ-S01

Splice Box 18W, 0.1% dim, Lutron  
Digital Eco system 0.1% dim, Soft  
on- Fade to dark, 900mA 120V.  
Size: 9" x 3.59" x 1.25"

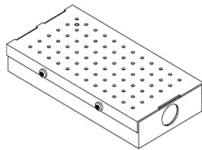


REQUIRED

Power supply

SP40W900MA-10V-A01

Splice Box 7"x3-5/8"x1-1/4",  
900mA , 40W, 0-10V Dimmable,  
120/277V

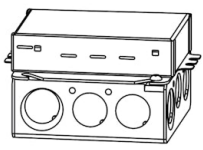


REQUIRED

Power supply

SP18W900MA-LUE-S01

Splice Box 18W, 1% dim, Lutron  
Digital Ecosystem



REQUIRED

Power supply

SP18W900MA-LDE-S01

Splice Box 18W, Soft on- Fade to  
dark, 900mA 120V.