

FLOS

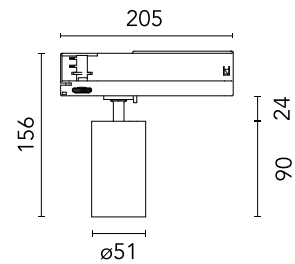
05.9206.40ADA White

Light Shadow Spot 45 Dali Version

Designed by FLOS Architectural, 2022

11.5W - 682lm - 3000K - CRI> 90 - Beam° 21

Projector to be installed on threephase track with LED light source. Built-in 220-240V, 50-60Hz power supply. All finishes come with black track adapter, arm and back of the head. In the "all white" versions the track adapter, arm and back of the head come in white. The display is always offered in high loss technical black anti-glare finish. For other finishes, please consult us.



Are you a professional and your project needs consulting and support?

[BOOK AN APPOINTMENT](#)

Main specifications

| | |
|------------------------|---------------------|
| Mounting | Track |
| Environments | Indoor dry location |
| Light source type | LED |
| Light sources included | Yes |
| LED type | LED array |
| Power (W) | 11.5 |
| Source flux (lm) | 844 |
| Lumen Output (lm) | 682 |

Physical

| | |
|--------------------------|------------|
| Colour | White |
| Orientation | Adjustable |
| Rotation (°) | 360 |
| Longitudinal tilting (°) | 90 |
| Net weight (kg) | 0.3 |
| IP internal | 20 |

Download

[Mounting instructions](#)  PDF

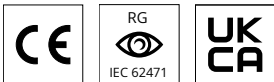
Photometric Files

[LDT / IES](#)  ZIP

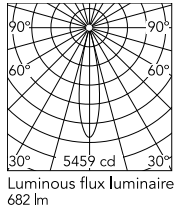
Technical Drawings

[2D](#)  ZIP

[3D](#)  ZIP



Schematic light drawing



Beam Angle: 21°

| h(m) | E(lx) | D(m) |
|------|-------|------|
| 1 | 5459 | 0.36 |
| 2 | 1365 | 0.73 |
| 3 | 607 | 1.09 |
| 4 | 341 | 1.46 |
| 5 | 218 | 1.82 |

5459 cd

Luminous flux luminaire
682 lm

Photometric

| | |
|--------------------------|-----------------------|
| Lighting type | Direct |
| Light distribution | Symmetric |
| CCT (K) | 3000 |
| CRI> | 90 |
| Rf fidelity index | 92 |
| Rg gamut index | 100 |
| LED Life / Failure Ratio | L80B50>47.000h_Tc85°C |
| Beam angle C0-180 (°) | 21 |
| Beam angle C90-270 (°) | 21 |

Electrical

| | |
|--------------------|-----------------|
| Insulation class | II |
| Frequency (Hz) | 50/60 |
| Main voltage (Vac) | 220-240 |
| LED current (mA) | 250 |
| Power supply | Integrated |
| Dimmable | Yes |
| Power supply type | Dimmable DALI 2 |
| Dimming range (%) | 1-100 |

Ecodesign and Energy Labelling

This product contains a light source of energy efficiency class F



Accessories & Power Supply



OPTIONAL
Filter

08.0793.00

Honeycomb



OPTIONAL
Filter

Optical

08.0794.00

CCT Inceaser Filter D58



OPTIONAL
Filter

Optical

08.0795.00

CCT Decreaser Filter