

FLOS

03.9923.40A98 White

Light Shadow Pro Ø 90 Fixed Optic Wide Flood - Airtight IC Rated - JA8 NEW

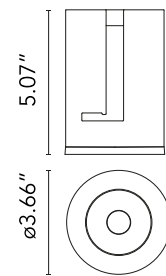
Designed by FLOS Architectural, 2020



LED lighting module, with low glare, to be inserted in the recessed frames (not included), installation through a bayonet system with interchangeable spots. Remote driver not included.

Are you a professional and your project needs consulting and support?

[BOOK AN APPOINTMENT](#)



Main specifications

Mounting	Ceiling recessed
Environments	Indoor dry location
Light Source Type	LED
Light sources included	Yes
LED type	LED array
Lamp category	LED
Number of lamps	1
Power (W)	18
Source flux (lm)	2148
System flux (lm)	1835
Efficacy (lm/W)	89.95

Physical

Color	White
Orientation	Fixed
Net weight (lb)	0.49
Package volume (in)	428
IP internal	54

Download


- [Family spec sheet](#)  ZIP
- [Mounting instructions](#)  PDF

Photometric Files

- [LDT / IES](#)  ZIP

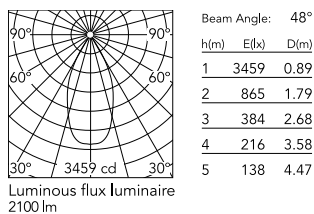
Ecodesign and Energy Labelling

 Replaceable (LED only) light source by a professional

 Replaceable control gear by a professional



Schematic light drawing



Photometric

Lighting type	Direct
Light distribution	Symmetric
CCT (K)	4000
CRI>	90
McAdam steps (SDCM)	2
Rf fidelity index	92
LED Life / Failure Ratio	L70B40 >50.000h (Tc=85°C)
Beam angle C0-180 (°)	48
Beam angle C90-270 (°)	48
UGR _L	<19

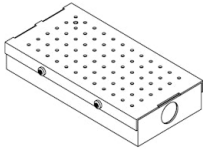
Electrical

Frequency (Hz)	50/60
Forward voltage (V)	36
LED current (mA)	600
Driver	Remote from housing
Dimmable	Yes
Dimming interface	Remote Dimmable (Dimmer Not Included)

Notes

Class 2 Please select 500 mA setting in the remote driver to match the power of the Adjustable version.

Accessories & Power Supply

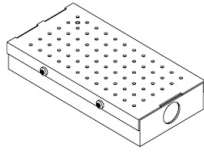


REQUIRED
Power supply

Electrical

SP25W500MA-10V-A01

Splice Box UL 7"x3-5/8"x1-1/4",
500mA, 25W, 0-10V Dimmable,
120-277V



REQUIRED
Power supply

Electrical

SP30W500MA-VAR-U02

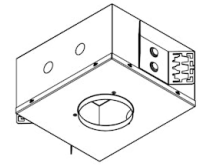
Splice Box 500mA, ERP ESS030W-
0500-42 21W, 20-42VDC, Tri
Mode dim



REQUIRED
Housing and Hanger Bar

08.1201.00.UL

Bar Hanger Set , Male-Female (set
of 2)




REQUIRED
Housing and Hanger Bar

Installation

08.7073.00.90

Light Shadow PRO 60 Adjustable
Trimless & 90 Fixed Trimless
Airtight Housing for New
construction, Remote Driver see
dimnable driver options below.
CCEA Chicago Plenum



REQUIRED
Frame

08.0193.00

Installation Frame No Trim Ø90
Fix



REQUIRED
Frame

08.0161.14

Installation Frame Trim Ø90 Fix



REQUIRED
Frame

08.0161.40

Installation Frame Trim Ø90 Fix