

FLOS

03.9960.40AUQ White

Light Shadow Pro Ø 90 Fixed Optic Spot - Non IC

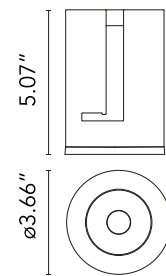
Designed by FLOS Architectural



LED lighting module, with low glare, to be inserted in the recessed frames (not included), installation through a bayonet system with interchangeable spots. Remote driver not included.

Are you a professional and your project needs consulting and support?

[BOOK AN APPOINTMENT](#)



Main specifications

Mounting	Ceiling recessed
Environments	Indoor dry location
Light Source Type	LED
Light sources included	Yes
LED type	LED array
Lamp category	LED
Number of lamps	1
Power (W)	21.5
Source flux (lm)	-9
System flux (lm)	1771

Physical


Color	White
Orientation	Fixed
Net weight (lb)	0.49
Package volume (in)	427.14
IP internal	54

Download

[Family spec sheet](#)  ZIP

[Mounting instructions](#)  PDF



Photometric Files

[LDT / IES](#)  ZIP

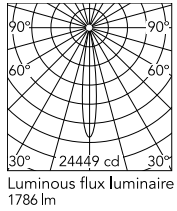


Ecodesign and Energy Labelling

  Replaceable (LED only) light source by a professional

  Replaceable control gear by a professional

Schematic light drawing



h(m)	E(lx)	D(m)
1	24449	0.25
2	6112	0.50
3	2717	0.75
4	1528	1.00
5	978	1.25

Photometric

Lighting type	Direct
Light distribution	Symmetric
CCT (K)	2700
CRI>	90
McAdam steps (SDCM)	2
LED Life / Failure Ratio	L70B40 >50.000h (Tc=85°C)
Beam angle C0-180 (°)	14
Beam angle C90-270 (°)	14
UGR _L	<10

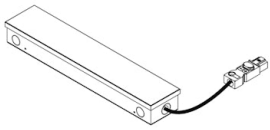
Electrical

Forward voltage (V)	36
LED current (mA)	600
Driver	Attached Splice Box
Dimmable	Yes
Dimming type	Dimmable
Dimming interface	Remote Dimmable (Dimmer Not Included)

Notes

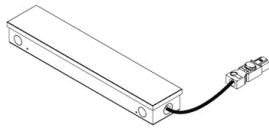
Class 2 Listed.

Accessories & Power Supply



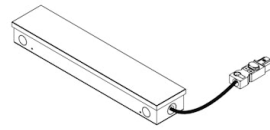
REQUIRED
Power supply

SP30W400MA-ELV-U01
Splice Box 7"x2.22"x1.25", 400mA
, 30W, ELV Dimmable, Thermal
120V



REQUIRED
Power supply

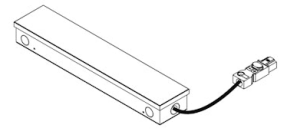
SP30W600MA-ELV-U02
Splice Box 9" L x 2.5" W x 1.5" H,
600mA, 30W, ELV Dimmable,
Thermal 120V



REQUIRED
Power supply

Electrical


SP40W600MA-120-A01
Splice Box UL 9" L x 2.5" W x 1.5"
H, With Driver Programmed to
600mA, 40W, 0-10V Dimmable,
Thermal 120V



REQUIRED
Power supply

Electrical

SP40W600MA-277-A01
Splice Box UL 9" L x 2.5" W x 1.5"
H, With Driver Programmed to
600mA, 40W, 0-10V Dimmable,
Thermal 277V



REQUIRED
Frame

08.0193.00
Installation Frame No Trim Ø90
Fix



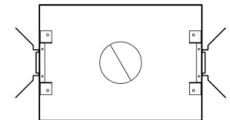
REQUIRED
Frame

08.0161.14
Installation Frame Trim Ø90 Fix



REQUIRED
Frame

08.0161.40
Installation Frame Trim Ø90 Fix



OPTIONAL
Housing and Hanger Bar

TRAY-0016
Registration Tray - non electrical,
place holder for non IC new
construction Round, Ø4"