

# FLOS

03.9962.14.98 Black

## Light Shadow Pro Ø 90 Fixed Optic Flood - Airtight IC Rated - JA8 NEW

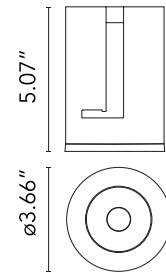
Designed by FLOS Architectural, 2020



LED lighting module, with low glare, to be inserted in the recessed frames (not included), installation through a bayonet system with interchangeable spots. Remote driver not included.

Are you a professional and your project needs consulting and support?

[BOOK AN APPOINTMENT](#)



### Main specifications

Mounting	Ceiling recessed
Environments	Indoor dry location
Light Source Type	LED
Light sources included	Yes
LED type	LED array
Lamp category	LED
Number of lamps	1
Power (W)	18
Source flux (lm)	1848
System flux (lm)	1499
Efficacy (lm/W)	73.48

### Physical

Color	Black
Orientation	Fixed
Net weight (lb)	0.49
Package volume (in)	427
IP internal	54

### Download

[Family spec sheet](#) ZIP


[Mounting instructions](#) PDF

### Photometric Files

[LDT / IES](#) ZIP

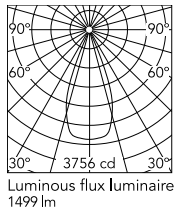
### Ecodesign and Energy Labelling

 Replaceable (LED only) light source by a professional

 Replaceable control gear by a professional



## Schematic light drawing



h(m)	E(lx)	D(m)
1	3756	0.76
2	939	1.51
3	417	2.27
4	235	3.03
5	150	3.78

### Photometric

Lighting type	Direct
Light distribution	Symmetric
CCT (K)	2700
CRI>	90
McAdam steps (SDCM)	2
Rf fidelity index	92
LED Life / Failure Ratio	L70B40 >50.000h (Tc=85°C)
Beam angle C0-180 (°)	39
Beam angle C90-270 (°)	39
UGR <sub>L</sub>	<16

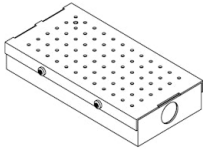
### Electrical

Frequency (Hz)	50/60
Forward voltage (V)	36
LED current (mA)	600
Driver	Remote from housing
Dimmable	Yes
Dimming interface	Remote Dimmable (Dimmer Not Included)

### Notes

Class 2 Please select 500 mA setting in the remote driver to match the power of the Adjustable version.

## Accessories & Power Supply

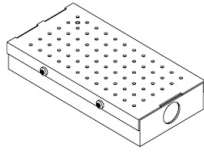


REQUIRED  
Power supply

Electrical

SP25W500MA-10V-A01

Splice Box UL 7"x3-5/8"x1-1/4",  
500mA, 25W, 0-10V Dimmable,  
120-277V



REQUIRED  
Power supply

Electrical

SP30W500MA-VAR-U02

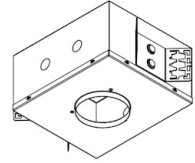
Splice Box 500mA, ERP ESS030W-  
0500-42 21W, 20-42VDC, Tri  
Mode dim



REQUIRED  
Housing and Hanger Bar

08.1201.00.UL

Bar Hanger Set, Male-Female (set  
of 2)




REQUIRED  
Housing and Hanger Bar

Installation

08.7073.00.90

Light Shadow PRO 60 Adjustable  
Trimless & 90 Fixed Trimless  
Airtight Housing for New  
construction, Remote Driver see  
dimmable driver options below.  
CCEA Chicago Plenum



REQUIRED  
Frame

08.0193.00

Installation Frame No Trim Ø90  
Fix



REQUIRED  
Frame

08.0161.14

Installation Frame Trim Ø90 Fix



REQUIRED  
Frame

08.0161.40

Installation Frame Trim Ø90 Fix