

FLOS

05.2658.ER.NI Steel/Steel

Light Shadow Pro Ø60 Surface Wide Flood

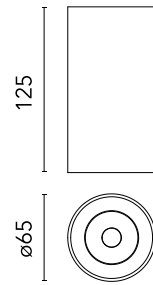
Designed by FLOS Architectural, 2022



Luminaire with low glare for surface installation. Integrated 220-240 V power supply. For dimmable versions, please refer to the recommended dimmers in the product data sheet available on the website. IP54 watertightness.

Are you a professional and your project needs consulting and support?

[BOOK AN APPOINTMENT](#)



Main specifications

Mounting	Ceiling surface
Environments	Indoor damp location
Light source type	LED
LED type	LED array
Lamp category	LED
Number of lamps	1
Power (W)	15
Lumen Output (lm)	1069

Physical

Colour	Steel/Steel
Orientation	Fixed
Spot diameter (mm)	65
Length (mm)	65
Net weight (kg)	0.37
IP internal	54

Download

Mounting instructions [↓ PDF](#)

Photometric Files

LDT / IES [↓ ZIP](#)

Technical Drawings


2D [↓ ZIP](#)

3D [↓ ZIP](#)

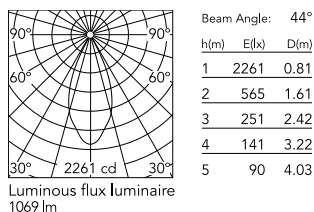


Ecodesign and Energy Labelling

 Replaceable (LED only) light source by a professional

 Replaceable control gear by a professional

Schematic light drawing



Photometric

Lighting type	Direct
Light distribution	Symmetric
CCT (K)	4000
CRI>	90
McAdam steps (SDCM)	2
Rf fidelity index	93
Rg gamut index	99
LED Life / Failure Ratio	L90B10_33.000_Tc=85°C
Beam angle C0-180 (°)	43
Beam angle C90-270 (°)	43
UGR _L	<16

Electrical

Insulation class	I
Frequency (Hz)	50-60
Main voltage (Vac)	220-240
Alternating current voltage (Vac)	220-240V~
Forward voltage (V)	36.1
LED current (mA)	350
Power supply	Integrated
Dimmable	Yes
Power supply type	Mains Cut Dimming

Notes

Dimmer list approved by Flos:

Manufacturer: Busch-Jager - Model: 6523 UR-103 - Qty of parallel connection: 16

Manufacturer: Busch-Jager - Model: 6523 U-102 - Qty of parallel connection: 16

Manufacturer: Niko - Model: 310-0190X - Qty of parallel connection: 8

Manufacturer: Jung - Model: LB-Management - Qty of parallel connection: 4

Manufacturer: Merten - Model: SBD200LED(MEG5134-0000) - Qty of parallel connection: 8

Manufacturer: AU - Model: P3 - Qty of parallel connection: 10

Manufacturer: Philips - Model: SED-200A - Qty of parallel connection: 11

Manufacturer: Merten-Schneider - Model: SBD315RC - Qty of parallel connection: 15

Manufacturer: Etman - Model: ETM327 - Qty of parallel connection: 15

Manufacturer: Etman - Model: ETM329 - Qty of parallel connection: 15