

FLOS

05.2646.40 White/Black

Light Shadow Pro Ø60 Surface Medium

Designed by FLOS Architectural, 2022

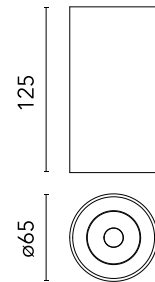


LED - LED array - 15W - 1118lm - 4000K - CRI> 90 - Beam° 24

Luminaire with low glare for surface installation. Integrated 220-240 V power supply. For dimmable versions, please refer to the recommended dimmers in the product data sheet available on the website. IP54 watertightness.

Are you a professional and your project needs consulting and support?

[BOOK AN APPOINTMENT](#)



Main specifications

Mounting	Ceiling surface
Environments	Indoor damp location
Light source type	LED
LED type	LED array
Lamp category	LED
Number of lamps	1
Power (W)	15
Lumen Output (lm)	1118

Physical

Colour	White/Black
Orientation	Fixed
Spot diameter (mm)	65
Length (mm)	65
Net weight (kg)	0.37
IP internal	54

Download

Mounting instructions [↓ PDF](#)

Photometric Files

LDT / IES [↓ ZIP](#)

Technical Drawings


2D [↓ ZIP](#)

3D [↓ ZIP](#)

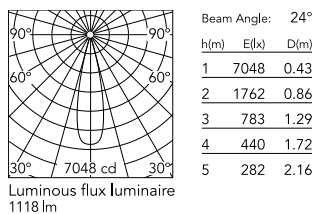


Ecodesign and Energy Labelling

 Replaceable (LED only) light source by a professional

 Replaceable control gear by a professional

Schematic light drawing



Photometric

Lighting type	Direct
Light distribution	Symmetric
CCT (K)	4000
CRI>	90
McAdam steps (SDCM)	2
Rf fidelity index	93
Rg gamut index	99
LED Life / Failure Ratio	L90B10_33.000_Tc=85°C
Beam angle C0-180 (°)	24
Beam angle C90-270 (°)	24
UGR _L	<10

Electrical

Insulation class	I
Frequency (Hz)	50-60
Main voltage (Vac)	220-240
Alternating current voltage (Vac)	220-240V~
Forward voltage (V)	36.1
LED current (mA)	350
Power supply	Integrated
Dimmable	No
Power supply type	Non Dimmable