

# FLOS

03.9951.14.UQ Black

## Light Shadow Pro Ø 60 Fixed Optic Medium - Non IC NEW

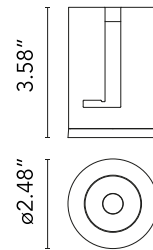
Designed by FLOS Architectural, 2020



LED lighting module, with low glare, to be inserted in the recessed frames (not included), installation through a bayonet system with interchangeable spots. Remote driver not included.

Are you a professional and your project needs consulting and support?

[BOOK AN APPOINTMENT](#)



### Main specifications

Mounting	Ceiling recessed
Environments	Indoor dry location
Light Source Type	LED
Light sources included	Yes
LED type	LED array
Lamp category	LED
Number of lamps	1
Power (W)	12.8
Source flux (lm)	-9
System flux (lm)	1090
Efficacy (lm/W)	78

### Physical

Color	Black
Orientation	Fixed
Net weight (lb)	0.49
Package height (in)	6.19
Package width (in)	8.27
Package length (in)	5.32
Package volume (in)	244.08
IP internal	54

### Download

[Family spec sheet](#)  ZIP


[Mounting instructions](#)  PDF

### Photometric Files

[LDT / IES](#)  ZIP

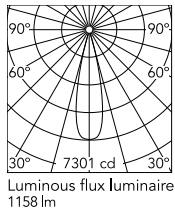
### Ecodesign and Energy Labelling

 Replaceable (LED only) light source by a professional

 Replaceable control gear by a professional



## Schematic light drawing



Beam Angle:	24°	
h(m)	E(lx)	D(m)
1	7301	0.43
2	1825	0.86
3	811	1.29
4	456	1.72
5	292	2.16

## Photometric

Lighting type	Direct
Light distribution	Symmetric
CCT (K)	2700
CRI>	90
McAdam steps (SDCM)	2
Rf fidelity index	93
Rg gamut index	99
LED Life / Failure Ratio	L80B50>50.000h (Tc=85°C)
Beam angle C0-180 (°)	25
Beam angle C90-270 (°)	25
Extreme cut off	Yes
UGR <sub>L</sub>	<10

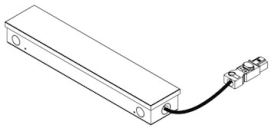
## Electrical

Forward voltage (V)	96.3
LED current (mA)	350
Driver	Attached Splice Box
Dimmable	Yes
Dimming interface	Remote Dimmable (Dimmer Not Included)

## Notes

Please select 250 mA setting in the remote driver to match the power of the Adjustable version.  
Class 2 Listed.

## Accessories & Power Supply

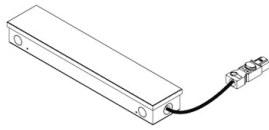


REQUIRED  
Power supply

Electrical

SP30W350MA-120-U01

Splice Box UL 7"x2.22"x1.25",  
With Driver Programmed to  
350mA , 30W, 0-10V Dimmable,  
Thermal 120V

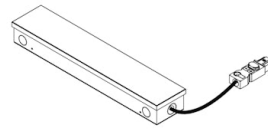


REQUIRED  
Power supply

Electrical

SP30W350MA-277-U01

Splice Box UL 7"x2.22"x1.25",  
With Driver Programmed to  
350mA , 30W, 0-10V Dimmable,  
Thermal 277V



REQUIRED  
Power supply

Electrical

SP30W350MA-ELV-U01

Splice Box UL 7"x2.22"x1.25",  
With Driver Programmed to  
350mA , 30W, ELV Phase  
Dimmable, Thermal 120V



REQUIRED  
Frame

08.0192.00

Installation Frame No Trim



REQUIRED  
Frame

08.0160.14

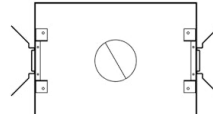
Installation Frame Trim Ø60



REQUIRED  
Frame

08.0160.40

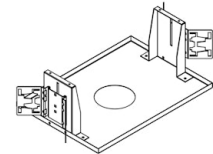
Installation Frame Trim Ø60



OPTIONAL  
Housing and Hanger Bar

TRAY-0001

Registration Tray - non electrical,  
place holder for non IC new  
construction, Ø2.95"



OPTIONAL  
Housing and Hanger Bar

TRAY-0017

Registration Tray - non electrical,  
place holder for non IC new  
construction, UT57 Trim Ø3.56"