

FLOS



05.2725.14 Black/White

Light Shadow Pro Ø45 Surface Medium

Designed by FLOS Architectural, 2022

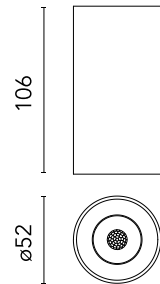


8.8W - 694lm - 3000K - CRI> 90 - Beam° 19

Luminaire with low glare for surface installation. Integrated 220-240 V power supply. IP54 watertightness.

Are you a professional and your project needs consulting and support?

[BOOK AN APPOINTMENT](#)




Main specifications

Mounting	Ceiling surface
Environments	Indoor damp location
Light source type	LED
Light sources included	Yes
LED type	LED array
Number of lamps	1
Power (W)	8.8
System power (W)	11
Source flux (lm)	845
Lumen Output (lm)	694

Physical

Colour	Black/White
Orientation	Fixed
Spot diameter (mm)	52
Length (mm)	52
Net weight (kg)	0.22
Package height (mm)	157
Package width (mm)	210
Package length (mm)	135
IP internal	54

Download

[Mounting instructions](#)  PDF

Photometric Files

[LDT / IES](#)  ZIP

Technical Drawings

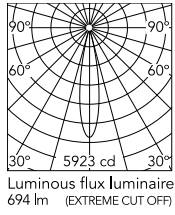
[2D](#)  ZIP

[3D](#)  ZIP

[Bim](#)  ZIP



Schematic light drawing



Photometric

Lighting type	Direct
Light distribution	Symmetric
CCT (K)	3000
CRI>	90
McAdam steps (SDCM)	2
Rf fidelity index	93
Rg gamut index	99
LED Life / Failure Ratio	L90B10_33.000_Tc=85°C
Beam angle C0-180 (°)	19
Beam angle C90-270 (°)	19
UGR _L	<10

Electrical

Insulation class	I
Frequency (Hz)	50-60
Main voltage (Vac)	220-240
Forward voltage (V)	36.1
LED current (mA)	250
Power supply	Integrated
Dimmable	No
Power supply type	Non Dimmable
Precabled	No

Ecodesign and Energy

Labelling

