

# FLOS

05.8426.14 Black

## Light Shadow Mini Dots - Single Spot Module. Set of 4 Spots Optic Medium

Designed by FLOS Architectural, 2025



LED - Power LED - 1.5W - 3000K - CRI> 90

LED lighting luminaire to be inserted in the recessed frames (Trim/NoTrim). It requires a pre-installation frame, to be ordered separately. Installation through a bayonet system with interchangeable spots. Available in one-light versions and groups of two and four lights. Driver not included.

Are you a professional and your project needs consulting and support?

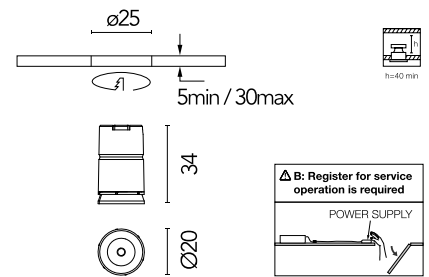
[BOOK AN APPOINTMENT](#)

### Main specifications

Mounting	Recessed
Environments	Indoor dry location
Light source type	LED
Light sources included	Yes
LED type	Power LED
Lamp category	LED
Number of lamps	1
Power (W)	1.5
System power (W)	2.3
Source flux (lm)	0

### Physical

Colour	Black
Orientation	Fixed
Recessed depth (mm)	42
Spot diameter (mm)	20
Length (mm)	20
Canopy width (mm)	0
Canopy height (mm)	0
Net weight (kg)	0.08
Package height (mm)	9
Package width (mm)	14
Package length (mm)	10
IP internal	20
IP external	54



### Download

Mounting instructions [↓ PDF](#)

### Photometric Files

LDT / IES [↓ ZIP](#)


### Technical Drawings

2D [↓ ZIP](#)

3D [↓ ZIP](#)

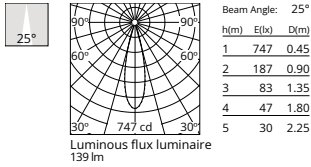
### Ecodesign and Energy Labelling

 Replaceable (LED only) light source by a professional

 Replaceable control gear by a professional



## Schematic light drawing



### Photometric

Lighting type	Direct
Light distribution	Symmetric
CCT (K)	3000
CRI>	90
McAdam steps (SDCM)	3
Rf fidelity index	91
Rg gamut index	101
LED Life / Failure Ratio	L90B20>52.000h_Tc85°C
Extreme cut off	Yes

### Electrical

Insulation class	III
Forward voltage (V)	3
LED current (mA)	500
Power supply	Remote
Dimmable	Yes
Power supply type	Dimmable
Dimming interface	Remote Dimmable (Dimmer Not Included)
Batteries inside	No

## Accessories & Power Supply



### REQUIRED Frame

Mounting

08.1050.00

Frame No Trim for Light Shadow  
Mini Dots 1L



### REQUIRED Power supply

Electrical

60.9188

Continuous current power supply  
of 13-20W, 110\*/240V - 50/60Hz  
with current selected through  
adjustable 200 mA - 13W / 300  
mA - 15W / 350 mA - 18W / 400 /  
450 / 500 / 550 / 600 / 650 / 700 /  
750 / 800 / 850 / 900 mA - 20W.  
switch. 0/1-10V or push.



### REQUIRED Power supply

Electrical

60.9207

Casambi continuous current  
power supply, dimmable  
220/240V - 50/60Hz, 300mA -  
16W / 350mA - 18,5W / 400mA -  
21,5W / 450 mA - 24W / 500mA -  
27W / 600mA - 32W / 650 mA -  
35W / 700 mA - 36W /750 /800  
/900 /1000 /1050 /1200 mA -  
38W.



### REQUIRED Power supply

Electrical

60.9439

Continuous current power supply,  
0/1-10V dimmable, 220/240V -  
50/60Hz, 300mA-16W / 350mA-  
18W / 400mA-21W / 500mA-27W  
/ 600mA-32W / 650mA-35W /700  
/750 /800 /900/ 950/ 1000  
/1050mA-36W



REQUIRED  
Power supply

Electrical

60.9467

Mains dimming 20W Constant current power supply, AC phase-cut adjustable, trailing & leading edge dimming, 220/240V - 50/60Hz, with dip-switch programmable power supply current. Output current: 900mA - 20W / 850mA - 20W / 800mA - 20W / 750mA - 20W / 70...



REQUIRED  
Frame

Mounting

08.1053.14

Frame Trim for Light Shadow Mini Dots 1L



REQUIRED  
Frame

Mounting

08.1053.40

Frame Trim for Light Shadow Mini Dots 1L



REQUIRED  
Power supply

Electrical

60.7744

Continuous current supply source of 220-240V - 50/60Hz - 350mA 4,5W - 500mA 6,5W - 600mA 7,5W - 700mA 9W selectable by swtich, dimmable Dali 2 & Push



REQUIRED  
Power supply

Electrical

60.7887

Constant current power supply  
3W, 220-240V - 50/60Hz fixed  
supply current. Non-dimmable.  
Output current: 2.25W - 500mA



REQUIRED  
Power supply

Electrical

60.9874.0500

Continuous current supply source  
of 220-240V - 50/60Hz - 500mA  
15W with dimmable Casambi



REQUIRED  
Power supply

Electrical

60.9957.0500

Continuous current supply source  
of 220-240V - 50/60Hz -  
500mA.with dimmable Dali 2



REQUIRED  
Power supply

Electrical

60.9954.0500

Continuous current supply source  
of 220-240V - 50/60Hz - 500mA  
25W, Non dimmable



OPTIONAL  
Accessory

08.1062.90

Extraction tool for Light Shadow  
Mini Dots