

FLOS


05.0621.40CDA White/Black

Light Shadow Fixed Trim Dali Version 4 Spots Square Optic Flood

Designed by FLOS Architectural, 2022

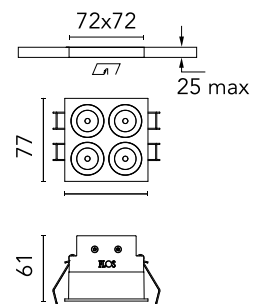
938lm - 2700K - CRI> 90 - Beam° 35

Recessed integrated luminaire with 4 LED lighting spots. Remote power supply included (220-240V). Pre-installation frame not required.



Are you a professional and your project needs consulting and support?

[BOOK AN APPOINTMENT](#)



Main specifications

Mounting	Ceiling recessed
Environments	Indoor dry location
Light source type	LED
Light sources included	Yes
LED type	Power LED
Number of lamps	1
System power (W)	10.8
Source flux (lm)	1169
Lumen Output (lm)	938
Efficacy (lm/W)	86

Physical

Colour	White/Black
Trim	Yes
Orientation	Fixed
Net weight (kg)	0.34
Package height (mm)	16
Package width (mm)	14
Package length (mm)	21
IP internal	20
IP external	55

Download

Mounting instructions [↓ PDF](#)

Photometric Files

LDT / IES [↓ ZIP](#)

Technical Drawings

2D [↓ ZIP](#)

3D [↓ ZIP](#)

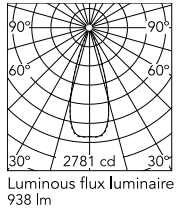


Ecodesign and Energy Labelling

 Replaceable (LED only) light source by a professional

 Replaceable control gear by a professional

Schematic light drawing



Beam Angle: 35°

h(m)	E(lx)	D(m)
1	2768	0.63
2	692	1.27
3	308	1.90
4	173	2.54
5	111	3.17

Luminous flux luminaire
938 lm

Photometric

Lighting type	Direct
Light distribution	Symmetric
CCT (K)	2700
CRI>	90
LED Life / Failure Ratio	L80B10 > 50.000h (Tc=85°C)
Beam angle C0-180 (°)	35
Beam angle C90-270 (°)	35
Extreme cut off	No
UGR _L	<10

Electrical

Insulation class	II
Frequency (Hz)	50/60
Main voltage (Vac)	220-240
LED current (mA)	900
Power supply	Remote included
Dimmable	Yes
Power supply type	Dimmable DALI 2