

FLOS


05.0621.14C Black/Black

Light Shadow Fixed Trim 4 Spots Square Optic Flood

Designed by FLOS Architectural, 2022

938lm - 2700K - CRI> 90 - Beam° 35

Recessed integrated luminaire with 4 LED lighting spots. Remote power supply included (220-240V). Pre-installation frame not required.



Are you a professional and your project needs consulting and support?

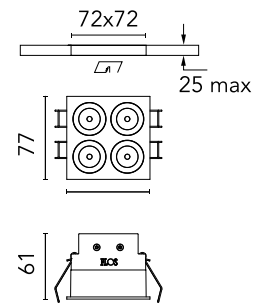
BOOK AN APPOINTMENT

Main specifications

Mounting	Ceiling recessed
Environments	Indoor dry location
Light source type	LED
Light sources included	Yes
LED type	Power LED
Number of lamps	1
System power (W)	10.8
Source flux (lm)	1169
Lumen Output (lm)	938
Efficacy (lm/W)	86

Physical

Colour	Black/Black
Trim	Yes
Orientation	Fixed
Net weight (kg)	0.34
Package height (mm)	16
Package width (mm)	14
Package length (mm)	21
IP internal	20
IP external	55



Download

Mounting instructions [↓ PDF](#)

Photometric Files

LDT / IES [↓ ZIP](#)

Technical Drawings

2D [↓ ZIP](#)

3D [↓ ZIP](#)

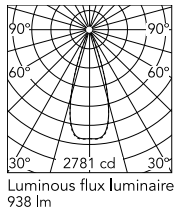


Ecodesign and Energy Labelling

 Replaceable (LED only) light source by a professional

 Replaceable control gear by a professional

Schematic light drawing



h(m)	E(lx)	D(m)
1	2768	0.63
2	692	1.27
3	308	1.90
4	173	2.54
5	111	3.17

Photometric

Lighting type	Direct
Light distribution	Symmetric
CCT (K)	2700
CRI>	90
LED Life / Failure Ratio	L80B10 > 50.000h (Tc=85°C)
Beam angle C0-180 (°)	35
Beam angle C90-270 (°)	35
Extreme cut off	No
UGR _L	<10

Electrical

Insulation class	II
Frequency (Hz)	50/60
Main voltage (Vac)	220-240
LED current (mA)	900
Power supply	Remote included
Dimmable	No
Power supply type	Non Dimmable