

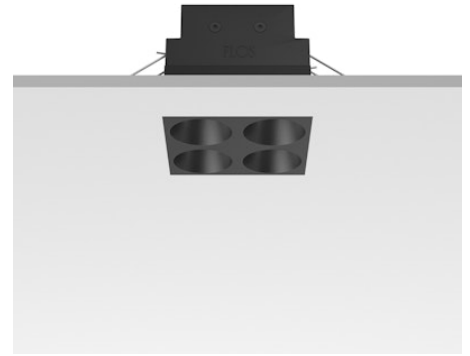
FLOS



05.0651.14CNI Black/Black

Light Shadow Fixed No Trim Mains Dimming Version 4 Spots Square Optic Medium

Designed by FLOS Architectural, 2022

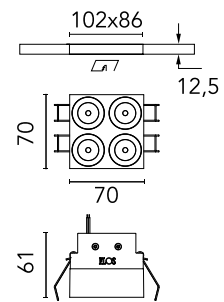


784lm - 2700K - CRI> 90 - Beam° 24

Recessed integrated luminaire with 4 LED lighting spots. Remote power supply included (220-240V). It requires a pre-installation frame, to be ordered separately.

Are you a professional and your project needs consulting and support?

[BOOK AN APPOINTMENT](#)



Main specifications

Mounting	Ceiling recessed
Environments	Indoor dry location
Light source type	LED
Light sources included	Yes
LED type	Power LED
Number of lamps	1
System power (W)	9
Source flux (lm)	956
Lumen Output (lm)	784
Efficacy (lm/W)	87

Physical

Colour	Black/Black
Trim	No
Orientation	Fixed
Net weight (kg)	0.34
Package height (mm)	16
Package width (mm)	14
Package length (mm)	21
IP internal	20
IP external	55

Download

Mounting instructions [↓ PDF](#)

Photometric Files

LDT / IES [↓ ZIP](#)

Technical Drawings

2D [↓ ZIP](#)

3D [↓ ZIP](#)

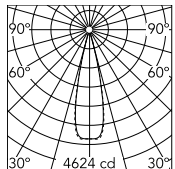


Ecodesign and Energy Labelling

 Replaceable (LED only) light source by a professional

 Replaceable control gear by a professional

Schematic light drawing



Beam Angle: 24°

h(m)	E(lx)	D(m)
1	4602	0.43
2	1150	0.87
3	511	1.30
4	288	1.74
5	184	2.17

Luminous flux luminaire
784 lm

Photometric

Lighting type	Direct
Light distribution	Symmetric
CCT (K)	2700
CRI>	90
LED Life / Failure Ratio	L80B10 > 50.000h (Tc=85°C)
Beam angle C0-180 (°)	24
Beam angle C90-270 (°)	25
Extreme cut off	No
UGR _L	<10

Electrical

Insulation class	II
Frequency (Hz)	50/60
Main voltage (Vac)	220-240
LED current (mA)	900
Power supply	Remote included
Dimmable	Yes
Power supply type	Mains Cut Dimming

Accessories & Power Supply



REQUIRED Frame

08.0269.00

Pre-installation frame for Light
Shadow Fixed No Trim 4 Spots
Square



OPTIONAL

08.0270.00

Accessory for mounting of No
Trim continuous line for Light
Shadow Fixed 4 Spots Square