

# FLOS



05.0676.14CCB Black/Black

## Light Shadow Fixed No Trim Casambi Version 4 Spots Square Optic Wide Flood

Designed by FLOS Architectural, 2022

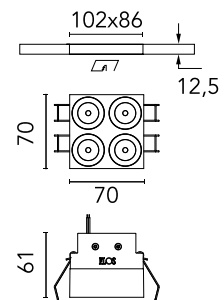
1021lm - 3000K - CRI> 90 - Beam° 48

Recessed integrated luminaire with 4 LED lighting spots. Remote power supply included (220-240V). It requires a pre-installation frame, to be ordered separately.



Are you a professional and your project needs consulting and support?

[BOOK AN APPOINTMENT](#)




### Main specifications

Mounting	Ceiling recessed
Environments	Indoor dry location
Light source type	LED
Light sources included	Yes
LED type	Power LED
Number of lamps	1
System power (W)	10.8
Source flux (lm)	1281
Lumen Output (lm)	1021
Efficacy (lm/W)	94

### Physical

Colour	Black/Black
Trim	No
Orientation	Fixed
Net weight (kg)	0.34
IP internal	20
IP external	55

### Download

[Mounting instructions](#)  PDF

### Photometric Files

[LDT / IES](#)  ZIP

### Technical Drawings

[2D](#)  ZIP

[3D](#)  ZIP

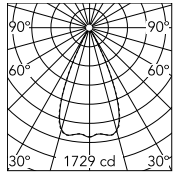


### Ecodesign and Energy Labelling

 Replaceable (LED only) light source by a professional

 Replaceable control gear by a professional

## Schematic light drawing



Beam Angle: 48°

h(m)	E(lx)	D(m)
1	1720	0.90
2	430	1.80
3	191	2.70
4	107	3.59
5	69	4.49

Luminous flux luminaire  
1021 lm

## Photometric

Lighting type	Direct
Light distribution	Symmetric
CCT (K)	3000
CRI>	90
LED Life / Failure Ratio	L80B10 > 50.000h (Tc=85°C)
Beam angle C0-180 (°)	48
Beam angle C90-270 (°)	49
Extreme cut off	No
UGR <sub>L</sub>	<10

## Electrical

Insulation class	II
Frequency (Hz)	50/60
Main voltage (Vac)	220-240
LED current (mA)	900
Power supply	Remote included
Dimmable	Yes
Power supply type	Dimmable Casambi

## Accessories & Power Supply



### REQUIRED Frame

08.0269.00

Pre-installation frame for Light  
Shadow Fixed No Trim 4 Spots  
Square



### OPTIONAL

08.0270.00

Accessory for mounting of No  
Trim continuous line for Light  
Shadow Fixed 4 Spots Square