

FLOS

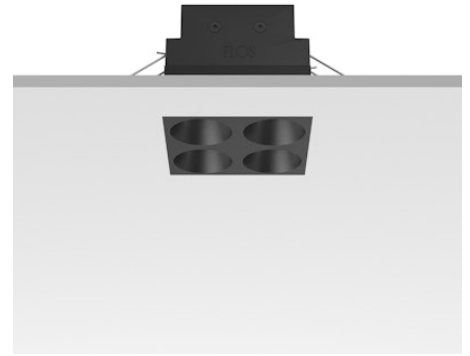
05.0656.14C Black/Black

Light Shadow Fixed No Trim 4 Spots Square Optic Medium

Designed by FLOS Architectural, 2022

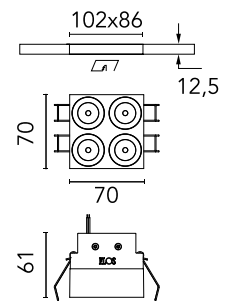
1050lm - 3000K - CRI> 90 - Beam° 24

Recessed integrated luminaire with 4 LED lighting spots. Remote power supply included (220-240V). It requires a pre-installation frame, to be ordered separately.



Are you a professional and your project needs consulting and support?

[BOOK AN APPOINTMENT](#)



Main specifications

| | |
|------------------------|---------------------|
| Mounting | Ceiling recessed |
| Environments | Indoor dry location |
| Light source type | LED |
| Light sources included | Yes |
| LED type | Power LED |
| Number of lamps | 1 |
| System power (W) | 10.8 |
| Source flux (lm) | 1281 |
| Lumen Output (lm) | 1050 |
| Efficacy (lm/W) | 97 |

Physical

| | |
|---------------------|-------------|
| Colour | Black/Black |
| Trim | No |
| Orientation | Fixed |
| Net weight (kg) | 0.34 |
| Package height (mm) | 16 |
| Package width (mm) | 14 |
| Package length (mm) | 21 |
| IP internal | 20 |
| IP external | 55 |

Download

Mounting instructions [↓ PDF](#)

Photometric Files

LDT / IES [↓ ZIP](#)

Technical Drawings


2D [↓ ZIP](#)

3D [↓ ZIP](#)

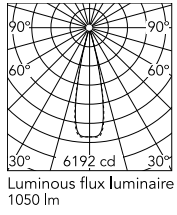


Ecodesign and Energy Labelling

 Replaceable (LED only) light source by a professional

 Replaceable control gear by a professional

Schematic light drawing



| h(m) | E(lx) | D(m) |
|------|-------|------|
| 1 | 6163 | 0.43 |
| 2 | 1541 | 0.87 |
| 3 | 685 | 1.30 |
| 4 | 385 | 1.74 |
| 5 | 247 | 2.17 |

Photometric

| | |
|--------------------------|-------------------------------|
| Lighting type | Direct |
| Light distribution | Symmetric |
| CCT (K) | 3000 |
| CRI> | 90 |
| LED Life / Failure Ratio | L80B10 > 50.000h (Tc=85°C) |
| Beam angle C0-180 (°) | 24 |
| Beam angle C90-270 (°) | 25 |
| Extreme cut off | No |
| UGR _L | <10 |

Electrical

| | |
|--------------------|-----------------|
| Insulation class | II |
| Frequency (Hz) | 50/60 |
| Main voltage (Vac) | 220-240 |
| LED current (mA) | 900 |
| Power supply | Remote included |
| Dimmable | No |
| Power supply type | Non Dimmable |

Accessories & Power Supply



REQUIRED Frame

08.0269.00

Pre-installation frame for Light
Shadow Fixed No Trim 4 Spots
Square



OPTIONAL

08.0270.00

Accessory for mounting of No
Trim continuous line for Light
Shadow Fixed 4 Spots Square