

## Light Shadow Dots - Single Spot Module. Set of 1 Spot

Designed by FLOS Architectural, 2019

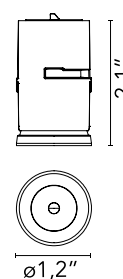


LED - Power LED - 1.8W - 143lm - 2700K - CRI> 90 - Beam° 29

LED lighting module, with low glare, to be inserted in the recessed frames (not included), installation through a bayonet system with interchangeable spots. Available in one-light versions and groups of two and four lights. Driver not included, the driver has to be directly connected to the embedding frames.

Are you a professional and your project needs consulting and support?

BOOK AN APPOINTMENT



### Main specifications

Mounting	Ceiling recessed
Environments	Indoor dry location
Light Source Type	LED
Light sources included	Yes
LED type	Power LED
Lamp category	LED
Number of lamps	1
Power (W)	1.8
Source flux (lm)	270
System flux (lm)	143

### Physical

Color	Copper
Orientation	Fixed
Net weight (lb)	0.11
Gross weight (lb)	0.19
Package height (in)	0.29
Package volume (in)	0
IP internal	20

### Download

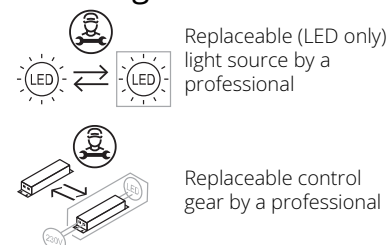
Family spec sheet	ZIP
Mounting instructions	PDF
Mounting instructions	PDF

### Photometric Files

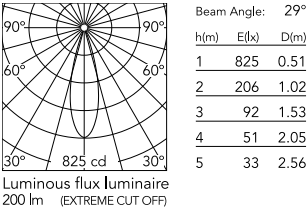
LDT / IES	ZIP
-----------	-----



### Ecodesign and Energy Labelling



Schematic light drawing



Photometric

Lighting type	Direct
Light distribution	Symmetric
CCT (K)	2700
CRI>	90
LED Life / Failure Ratio	L80B50>50.000h (Tc=85°C)
Beam angle C0-180 (°)	29
Beam angle C90-270 (°)	29
UGR <sub>L</sub>	<10

Electrical

Forward voltage (V)	6
LED current (mA)	600
Driver	Remote
Dimmable	Yes
Dimming interface	Remote Dimmable (Dimmer Not Included)

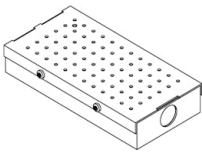
Accessories & Power Supply



REQUIRED  
Frame

08.0580.00.9S

Accessory Pre-installation frame,  
1L



REQUIRED  
Power supply

Electrical

SP12W600MA-10V-T01

Splice Box UL 7"x3-5/8"x1-1/4",  
UL. With Eldoed Eco Drive 12W  
series Driver Programmed to  
600mA, 0-10V Dim 120-277V



REQUIRED  
Frame

08.0581.00.9S

Accessory Pre-installation frame,  
2 Lights Space 43 mm - 1.69" on  
center



REQUIRED  
Frame

08.0583.00.9S

Accessory Pre-installation frame,  
2 Lights Space 70 mm - 2.76" on  
center



REQUIRED  
Frame

08.0582.00.9S

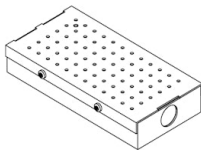
Accessory Pre-installation frame,  
4 Lights Space 43 mm - 1.69" on  
center



REQUIRED  
Frame

08.0584.00.9S

Accessory Pre-installation frame,  
4 Lights Space 70 mm - 2.76" on  
center



REQUIRED  
Power supply

SP40W600MA-10V-D01

Splice Box 7"x3-5/8"x1-1/4",  
600mA, 40W, 0-10V Dimmable,  
120-277V



REQUIRED  
Frame

08.0661.14.9S

ACC FRAME Trim BLACK Light  
Shadow DOTS UL



REQUIRED  
Frame

08.0661.40.9S  
ACC FRAME Trim WHITE Light  
Shadow Dots

OPTIONAL  
Frame

Installation  
08.0586.00  
Accessory Pre-installatio frame,  
70 mm - 2.76" spacer