

FLOS

 F004D41AU18 Deep Brown

Landlord Spot Ø40 PWM Dimmable Deep Brown

Designed by Piero Lissoni, 2018



Spot adjustable head for installation on ground poles or on wall base. Poles and base to be ordered as separated accessories. Heads are equipped with a dismountable ferrule, to insert flood lens or up to two honeycombs, (to be ordered as separate accessories). 24V remote power supply to be ordered separately. Each head comes with a 2000 mm lenght outgoing cable and a wiring kit.

Are you a professional and your project needs consulting and support?

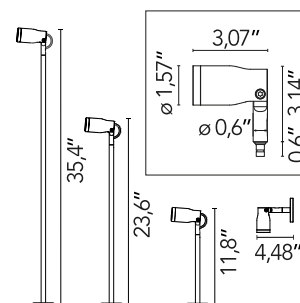
[BOOK AN APPOINTMENT](#)

Main specifications

EAN	8054793198750
Mounting	Ground
Environments	Outdoor wet location
Light Source Type	LED
Light sources included	Yes
LED type	Power LED
Number of lamps	1
Power (W)	2
System flux (lm)	140

Physical

Color	Deep Brown
Orientation	Adjustable
Net weight (lb)	0.42
Gross weight (lb)	0.46
Package height (in)	3.42
Package width (in)	5.39
Package length (in)	5.59
Package volume (in)	103.25
IP internal	66



Download

Family spec sheet	ZIP
Family spec sheet	ZIP
Mounting instructions	ZIP

Photometric Files

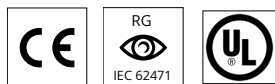
LDT / IES	ZIP
-----------	---------------------

Ecodesign and Energy Labelling

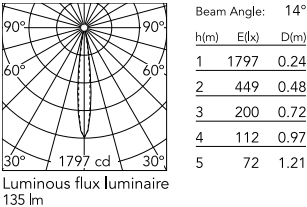
This product contains a light source of energy efficiency class D



Replaceable (LED only) light source by a professional



Schematic light drawing



Photometric

Light distribution	Symmetric
CCT (K)	4000
CRI>	80
Beam angle C0-180 (°)	12
Beam angle C90-270 (°)	12
Extreme cut off	No

Electrical

Main voltage (Vac)	24
Driver	Remote excluded
Dimmable	Yes
Dimming type	Non Dimmable, Dimmable DALI PWM, Dimmable 1-10 PWM
Dimming interface	Remote Dimmable (Dimmer Not Included)

Notes

During the installation and the maintenance of the fixtures it is important to be careful and avoid damages on the paint coating. Damages on the coating exposed to outdoor conditions or water, could cause corrosion. Chemical substances affect the anticorrosion covering protection. For LED fixtures, there is evidence that most of the damages are connected to electrical effects related to the insulations, which cause destructive electrical discharges. These effects are frequently caused by:

- over voltage coming from the mains' network where fixture is connected.
- electrostatic discharge (ESD) coming from the environment.

The use of a protective device against the overvoltage on the electrical installation is warmly suggest this helps to reduce the intensity of some of these phenomenon and prevent irreversible damages. The selection of the type of device to be used must be adjust on the electrical plant.

Accessories & Power Supply



REQUIRED
Accessory

F004Z070000

Tree strap



REQUIRED
Accessory

F004Z060000

Earth stick



REQUIRED
Accessory

F004Z020018

Pole with base H 600 mm Deep
Brown



REQUIRED
Accessory

F004Z010018

Pole with base H 300 mm Deep
Brown



OPTIONAL
Accessory

F004Z0C0000

Flood lens



OPTIONAL
Accessory

F004Z0B0000

Honeycomb