

FLOS

03.4543.74 Black

Kap 80 Square Adjustable Optic Spot

Designed by FLOS Architectural, 2017



Recessed luminaire with LED light source. Power supply not included.

Are you a professional and your project needs consulting and support?

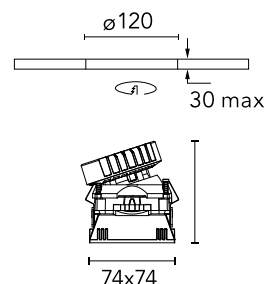
[BOOK AN APPOINTMENT](#)

Main specifications


Mounting	Ceiling recessed
Environments	Indoor dry location
Light source type	LED
Light sources included	Yes
LED type	LED array
Lamp category	LED
Number of lamps	1
Power (W)	9.2
System power (W)	9.2
Source flux (lm)	908
Lumen Output (lm)	674
Efficacy (lm/W)	73

Physical

Colour	Black
Trim	No
Orientation	Adjustable
Rotation (°)	360
Longitudinal tilting (°)	20
Transversal tilting (°)	20
Recessed depth (mm)	91
Spot diameter (mm)	74
Length (mm)	74
Net weight (kg)	0.24
Package height (mm)	90
Package width (mm)	140
Package length (mm)	105
IP internal	20
IP external	54



Download

- [Mounting instructions](#)  PDF
- [Item information](#)  JPG

Photometric Files

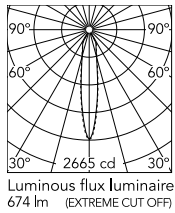
- [LDT / IES](#)  ZIP

Technical Drawings

- [2D](#)  ZIP
- [3D](#)  ZIP
- [Bim](#)  ZIP



Schematic light drawing

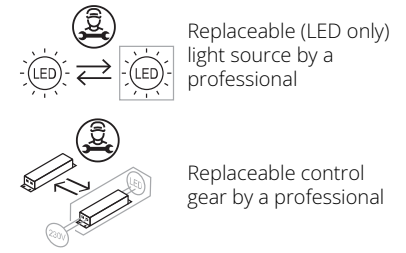


Beam Angle: 18°

h(m)	E(lx)	D(m)
1	2665	0.31
2	666	0.62
3	296	0.93
4	167	1.24
5	107	1.54

Ecodesign and Energy

Labelling



Photometric

Lighting type	Direct
Light distribution	Symmetric
CCT (K)	2700
CRI>	90
McAdam steps (SDCM)	3
LED Life / Failure Ratio	L80B50 > 50.000h (Tc=85°C)
Beam angle C0-180 (°)	18
Beam angle C90-270 (°)	18
UGR _L	<16

Electrical


Insulation class	III
Frequency (Hz)	0
Forward voltage (V)	18.2
LED current (mA)	500
Power supply	Remote excluded
Dimmable	Yes
Power supply type	Non Dimmable, Dimmable Casambi, Mains Cut Dimming, Dimmable 0-10V, Dimmable DALI 2, Dimmable 1-10V, Dimmable DALI 1

Notes

Diffusing lens included.

Accessories & Power Supply

Max. \varnothing 150



\varnothing 120



REQUIRED
Frame

Installation

08.9103.00

Installation frame No Trim



REQUIRED
Power supply

Electrical

60.9188

Continuous current power supply of 13-20W, 110*/240V - 50/60Hz with current selected through adjustable 200 mA - 13W / 300 mA - 15W / 350 mA - 18W / 400 / 450 / 500 / 550 / 600 / 650 / 700 / 750 / 800 / 850 / 900 mA - 20W. switch. 0/1-10V or push.



REQUIRED
Power supply

Electrical

60.9207

Casambi continuous current power supply, dimmable 220/240V - 50/60Hz, 300mA - 16W / 350mA - 18,5W / 400mA - 21,5W / 450 mA - 24W / 500mA - 27W / 600mA - 32W / 650 mA - 35W / 700 mA - 36W /750 /800 /900 /1000 /1050 /1200 mA - 38W.



REQUIRED
Power supply

Electrical

60.9467

Mains dimming 20W Constant current power supply, AC phase-cut adjustable, trailing & leading edge dimming, 220/240V - 50/60Hz, with dip-switch programmable power supply current. Output current: 900mA - 20W / 850mA - 20W / 800mA - 20W / 750mA - 20W / 70...



REQUIRED
Power supply

Electrical

60.9768

Non dimmable continuous current power supply of 220/240V - 50/60Hz with power current selected through adjustable with DIP-switch 350 mA - 7,3W / 400mA - 8,4W / 450 mA - 9,4W / 500 mA - 10,5W



REQUIRED
Power supply

Electrical

60.9826

Continuous current power supply of 12-20W, 110/240V - 50/60Hz with power current selected through DIP-switch 350mA - 15W / 500mA - 21W / 600mA - 26W / 700mA - 30W dimmable Dali 1, Dali 2 & PUSH