

# FLOS

F018F22A018 Deep Brown

## In Vitro Rod 2

Designed by Philippe Starck, 2020

799lm - 2700K - CRI> 80 - Beam° 111



Rod-mounted outdoor lamp emitting diffused light. Opalescent diffuser integrated in the head with external transparent borosilicate safety glass. Structure in extruded and die-cast aluminium treated with chemical conversion process and powder-coated finish. Integrated LED light source with Edge Lighting technology. Integrated 220–240V ON/OFF, 1–10 V or DALI dimmable power supply.

Designed by Philippe Starck, In Vitro is an elegant outdoor lighting collection inspired by the idea of a contemporary lantern. An elegant, minimal frame creates the illusion of an empty glass volume, illuminated from within like a pure architectural form of light. In Vitro Rod boasts a rigid suspension system while maintaining the essence of the In-Vitro family with its encapsulated light. The design captures Starck's signature balance of minimalism and innovation, resulting in a poetic yet highly functional light for outdoor environments.



Are you a professional and your project needs consulting and support?

[BOOK AN APPOINTMENT](#)

### Main specifications

EAN	8054793318875
Mounting	Suspension
Light source type	LED
Light sources included	Yes
LED type	Edge Lighting
Number of lamps	1
System power (W)	13
Lumen Output (lm)	799

### Physical

Colour	Deep Brown
Orientation	Fixed
Net weight (kg)	4.56
Package height (mm)	280
Package width (mm)	966
Package length (mm)	280
Package volume (m3)	0.08

### Download

[Mounting instructions](#)  ZIP

### Photometric Files

[LDT / IES](#)  ZIP


### Technical Drawings


[2D](#)  ZIP

[3D](#)  ZIP

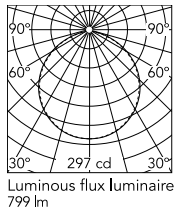


### Ecodesign and Energy Labelling

  Replaceable (LED only) light source by a professional

 Replaceable control gear by a professional

## Schematic light drawing



h(m)	E(lx)	D(m)
1	297	2.89
2	74	5.79
3	33	8.68
4	19	11.57
5	12	14.46

### Photometric

Lighting type	Direct
Light distribution	Symmetric
CCT (K)	2700
CRI>	80
Beam angle C0-180 (°)	111
Beam angle C90-270 (°)	111

### Electrical

Insulation class	I
Frequency (Hz)	50/60
Main voltage (Vac)	220-240
Power supply	Integrated
Dimmable	No
Power supply type	Non Dimmable
Dimming interface	Not Dimmable

## Accessories & Power Supply



OPTIONAL  
Accessory

F990E00A000

S.P.D. (SURGE PROTECTION  
DEVICE)