

# FLOS

■ F018A32A033 Anthracite

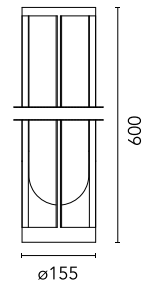
## In Vitro Bollard 2

Designed by Philippe Starck, 2020



Outdoor bollard lamp emitting diffused light. Opalescent diffuser integrated in the head with external transparent borosilicate safety glass. Structure in extruded and die-cast aluminium treated with chemical conversion process and powder-coated finish. Integrated LED light source with Edge Lighting technology. Integrated 220–240V ON/OFF, 1–10 V or DALI dimmable power supply with watertight connection. Suitable for installation on any flooring with anchors. Installation box for concrete flooring sold separately.

Designed by Philippe Starck, In Vitro is an elegant outdoor lighting collection inspired by the idea of a contemporary lantern. Featuring an elegant, minimal frame that creates the illusion of an empty glass volume illuminated from within like pure architectural volumes of light. In Vitro Bollard brings this vision down to earth, offering soft, reassuring illumination to quietly guide the way. The design captures Philippe Starck's signature blend of minimalism and innovation, resulting in a poetic yet highly functional light for outdoor environments.



Are you a professional and your project needs consulting and support?

[BOOK AN APPOINTMENT](#)

### Main specifications

EAN	8054793312873
Mounting	Ground
Light source type	LED
Light sources included	Yes
LED type	Edge Lighting
Number of lamps	1
System power (W)	11
Lumen Output (lm)	714

### Physical

Colour	Anthracite
Trim	No
Orientation	Fixed
Net weight (kg)	4.8
Package height (mm)	200
Package width (mm)	185
Package length (mm)	600
Package volume (m3)	0.02
IP internal	66

### Download

[Mounting instructions](#)  ZIP

### Photometric Files

[LDT / IES](#)  ZIP

### Technical Drawings

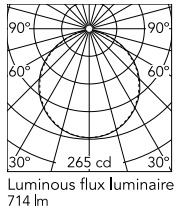
[2D](#)  ZIP

[3D](#)  ZIP

[Bim](#)  ZIP



## Schematic light drawing



h(m)	E(lx)	D(m)
1	265	2.89
2	66	5.79
3	29	8.68
4	17	11.57
5	11	14.46

## Photometric

Lighting type	Direct
Light distribution	Symmetric
CCT (K)	3000
CRI>	80
Beam angle C0-180 (°)	111
Beam angle C90-270 (°)	111

## Electrical

Insulation class	I
Frequency (Hz)	50/60
Main voltage (Vac)	220-240
Power supply	Integrated
Power supply type	Non Dimmable
Emergency	No

## Notes

We recommend using a connection system with a degree of protection greater than or equal to the degree of protection of the luminaire.

During the installation and the maintenance of the fixtures it is important to be careful and avoid damages on the paint coating.

Damages on the coating exposed to outdoor conditions or water, could cause corrosion.

Chemical substances affect the anticorrosion covering protection.

For LED fixtures, there is evidence that most of the damages are connected to electrical effects related to the insulations, which cause destructive electrical discharges

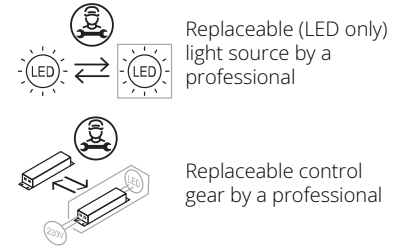
These effects are frequently caused by:

- over voltage coming from the mains' network where fixture is connected.
- electrostatic discharge (ESD) coming from the environment.

The use of a protective device against the overvoltage on the electrical installation is warmly suggest this helps to reduce the intensity of some of these phenomenon and prevent irreversible damages. The selection of the type of device to be used must be adjust on the electrical plant.

## Ecodesign and Energy Labelling

This product contains a light source of energy efficiency class F



## Accessories & Power Supply



OPTIONAL  
Accessory

F990C00A000

2 way terminal block 4 poles IP68  
H20 stop. (ø5,5÷12mm cable)



OPTIONAL  
Accessory

F990E00A000

S.P.D. (SURGE PROTECTION  
DEVICE)



OPTIONAL  
Accessory

F018Z000000

Box for ground installation