

FLOS

■ F018A22A030 Black

In Vitro Bollard 2

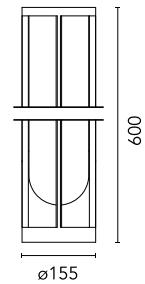
Designed by Philippe Starck, 2020



Integrated 220–240V ON/OFF or dimmable electrical power. The unit comes with a watertight plug for connection to the electrical network. The device may be installed on any flooring with anchors. Box for installation on flooring laid over concrete sold separately.

Are you a professional and your project needs consulting and support?

[BOOK AN APPOINTMENT](#)



Main specifications

EAN	8054793311654
Mounting	Ground
Environments	Outdoor wet location
Light source type	LED
Light sources included	Yes
LED type	Edge Lighting
Number of lamps	1
System power (W)	11
Lumen Output (lm)	667

Physical

Colour	Black
Trim	No
Orientation	Fixed
Net weight (kg)	4.8
Package height (mm)	200
Package width (mm)	185
Package length (mm)	600
Package volume (m3)	0.02
IP internal	66

Download

[Mounting instructions](#)  ZIP

Photometric Files

[LDT / IES](#)  ZIP

Technical Drawings

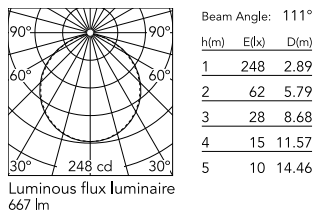
[2D](#)  ZIP

[3D](#)  ZIP

[Bim](#)  ZIP



Schematic light drawing



Photometric

Light distribution	Symmetric
CCT (K)	2700
CRI>	80
Beam angle C0-180 (°)	111
Beam angle C90-270 (°)	111

Electrical

Insulation class	I
Frequency (Hz)	50/60
Main voltage (Vac)	220-240
Power supply	Integrated
Power supply type	Non Dimmable
Emergency	No

Ecodesign and Energy Labelling

This product contains a light source of energy efficiency class F



Notes

We recommend using a connection system with a degree of protection greater than or equal to the degree of protection of the luminaire.

During the installation and the maintenance of the fixtures it is important to be careful and avoid damages on the paint coating.

Damages on the coating exposed to outdoor conditions or water, could cause corrosion.

Chemical substances affect the anticorrosion covering protection.

For LED fixtures, there is evidence that most of the damages are connected to electrical effects related to the insulations, which cause destructive electrical discharges

These effects are frequently caused by:

- over voltage coming from the mains' network where fixture is connected.
- electrostatic discharge (ESD) coming from the environment.

The use of a protective device against the overvoltage on the electrical installation is warmly suggest this helps to reduce the intensity of some of these phenomenon and prevent irreversible damages. The selection of the type of device to be used must be adjust on the electrical plant.


Accessories & Power Supply



OPTIONAL
Accessory

F990C00A000

2 way terminal block 4 poles IP68
H20 stop. (ø5,5÷12mm cable)



OPTIONAL
Accessory

F990E00A000

S.P.D. (SURGE PROTECTION
DEVICE)



OPTIONAL
Accessory

F018Z000000

Box for ground installation