

FLOS

F018A31B001 White

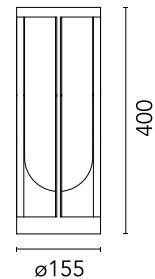
In Vitro Bollard 1 Dimmable 1-10V

Designed by Philippe Starck, 2020



Outdoor bollard lamp emitting diffused light. Opalescent diffuser integrated in the head with external transparent borosilicate safety glass. Structure in extruded and die-cast aluminium treated with chemical conversion process and powder-coated finish. Integrated LED light source with Edge Lighting technology. Integrated 220–240V ON/OFF, 1–10 V or DALI dimmable power supply with watertight connection. Suitable for installation on any flooring with anchors. Installation box for concrete flooring sold separately.

Designed by Philippe Starck, In Vitro is an elegant outdoor lighting collection inspired by the idea of a contemporary lantern. Featuring an elegant, minimal frame that creates the illusion of an empty glass volume illuminated from within like pure architectural volumes of light. In Vitro Bollard brings this vision down to earth, offering soft, reassuring illumination to quietly guide the way. The design captures Philippe Starck's signature blend of minimalism and innovation, resulting in a poetic yet highly functional light for outdoor environments.



Are you a professional and your project needs consulting and support?

[BOOK AN APPOINTMENT](#)

Main specifications

| | |
|------------------------|---------------|
| EAN | 8054793312545 |
| Mounting | Ground |
| Light source type | LED |
| Light sources included | Yes |
| LED type | Edge Lighting |
| Number of lamps | 1 |
| System power (W) | 11 |
| Lumen Output (lm) | 714 |

Physical

| | |
|---------------------|-------|
| Colour | White |
| Trim | No |
| Orientation | Fixed |
| Net weight (kg) | 3.7 |
| Package height (mm) | 200 |
| Package width (mm) | 185 |
| Package length (mm) | 460 |
| Package volume (m3) | 0.02 |
| IP internal | 66 |

Download

[Mounting instructions](#)  ZIP

Photometric Files

[LDT / IES](#)  ZIP

Technical Drawings

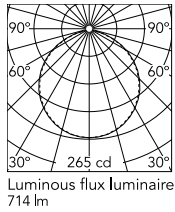
[2D](#)  ZIP

[3D](#)  ZIP

[Bim](#)  ZIP



Schematic light drawing



| h(m) | E(lx) | D(m) |
|------|-------|-------|
| 1 | 265 | 2.89 |
| 2 | 66 | 5.79 |
| 3 | 29 | 8.68 |
| 4 | 17 | 11.57 |
| 5 | 11 | 14.46 |

Photometric

| | |
|------------------------|-----------|
| Lighting type | Direct |
| Light distribution | Symmetric |
| CCT (K) | 3000 |
| CRI> | 80 |
| Beam angle C0-180 (°) | 111 |
| Beam angle C90-270 (°) | 111 |

Electrical

| | |
|--------------------|----------------|
| Insulation class | I |
| Frequency (Hz) | 50/60 |
| Main voltage (Vac) | 220-240 |
| Power supply | Integrated |
| Power supply type | Dimmable 1-10V |
| Emergency | No |

Notes

We recommend using a connection system with a degree of protection greater than or equal to the degree of protection of the luminaire.

During the installation and the maintenance of the fixtures it is important to be careful and avoid damages on the paint coating.

Damages on the coating exposed to outdoor conditions or water, could cause corrosion.

Chemical substances affect the anticorrosion covering protection.

For LED fixtures, there is evidence that most of the damages are connected to electrical effects related to the insulations, which cause destructive electrical discharges

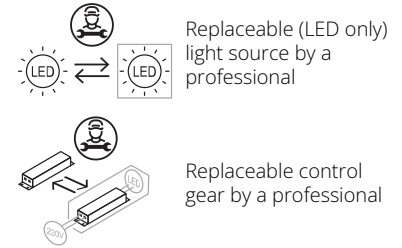
These effects are frequently caused by:

- over voltage coming from the mains' network where fixture is connected.
- electrostatic discharge (ESD) coming from the environment.

The use of a protective device against the overvoltage on the electrical installation is warmly suggest this helps to reduce the intensity of some of these phenomenon and prevent irreversible damages. The selection of the type of device to be used must be adjust on the electrical plant.

Ecodesign and Energy Labelling

This product contains a light source of energy efficiency class F




Accessories & Power Supply



OPTIONAL
Accessory

F990C00A000

2 way terminal block 4 poles IP68
H20 stop. (ø5,5÷12mm cable)



OPTIONAL
Accessory

F990E00A000

S.P.D. (SURGE PROTECTION
DEVICE)



OPTIONAL
Accessory

F018Z000000

Box for ground installation