


FLOS

N70SDC3G02BDA Anodized Grey

In-Finity 70 Surface Dihedral Corner 3000K General Lighting Dali

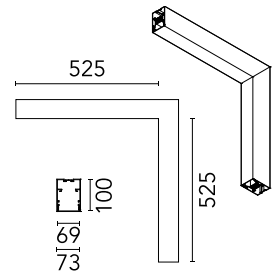
Designed by FLOS Architectural, 2017



LED modular system for surface installation, including LED luminaires, aluminum installation profile, and diffusers. Drivers included in lighting modules for 220-240V connection to mains or to other lighting modules.

Are you a professional and your project needs consulting and support?

[BOOK AN APPOINTMENT](#)



Main specifications

| | |
|------------------------|---------------------|
| Mounting | Ceiling surface |
| Environments | Indoor dry location |
| Light source type | LED |
| Light sources included | Yes |
| LED type | Top LED |
| Lamp category | LED |
| Number of lamps | 1 |
| Power (W) | 26 |
| Lumen Output (lm) | 2524 |

Physical

| | |
|-----------------|---------------|
| Colour | Anodized Grey |
| Trim | No |
| Orientation | Fixed |
| Net weight (kg) | 4.10 |
| IP internal | 20 |

Download

[Mounting instructions](#)  ZIP

Photometric Files

[LDT / IES](#)  ZIP

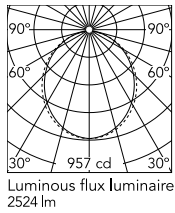
Technical Drawings

[2D](#)  ZIP

[3D](#)  ZIP



Schematic light drawing



Beam Angle: 102°

| h(m) | E(lx) | D(m) |
|------|-------|-------|
| 1 | 957 | 2.45 |
| 2 | 239 | 4.90 |
| 3 | 106 | 7.34 |
| 4 | 60 | 9.79 |
| 5 | 38 | 12.24 |

Photometric

| | |
|------------------------|------------|
| Lighting type | Direct |
| Light distribution | Asymmetric |
| CCT (K) | 3000 |
| CRI> | 80 |
| Beam angle C0-180 (°) | 102 |
| Beam angle C90-270 (°) | 106 |

Electrical

| | |
|-------------------|-----------------|
| Insulation class | I |
| Frequency (Hz) | 50/60 |
| Power supply | Integrated |
| Dimmable | Yes |
| Power supply type | Dimmable DALI 1 |
| Emergency | No |

Notes

Opal Diffuser: Diffuse, glare free and uniform lighting throughout the room. /
Emergency: Emergency Module available in all versions, length 1405 mm. In normal use, it uses the same power consumption as the standard In-Finity. In emergency use, it emits 10% of normal use during 3 hours. Endcaps: must be ordered separately. Consult Flos Architectural team for a configuration without end caps.

Accessories & Power Supply



5

REQUIRED Accessory

08.9052.02

Metal End Cap. Recessed No Trim / Surface / Suspension Down. 70 mm (Colour Anodized Grey)



5

REQUIRED Accessory

08.9052.40

Metal End Cap. Recessed No Trim / Surface / Suspension Down. 70 mm (Colour White)



5

REQUIRED Accessory

08.9052.NS

Metal End Cap. Recessed No Trim / Surface / Suspension Down. 70 mm (Colour Black)



OPTIONAL Accessory

08.0110.00

500 mm opal diffuser. Diffuse, glare free and uniform lighting throughout the room