

FLOS

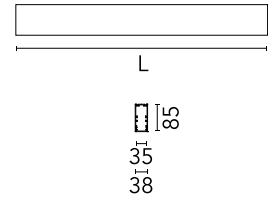
■ N35S164G14B Black

In-Finity 35 Surface 4000K General Lighting

Designed by FLOS Architectural, 2017



LED modular system for surface installation, including LED luminaires, aluminum installation profile, and diffusers. Drivers included in lighting modules for 220-240V connection to mains or to other lighting modules.



Are you a professional and your project needs consulting and support?

[BOOK AN APPOINTMENT](#)

Main specifications

Mounting	Ceiling surface
Environments	Indoor dry location
Light source type	LED
Light sources included	Yes
LED type	Top LED
Lamp category	LED
Number of lamps	1
Power (W)	35.5
Lumen Output (lm)	2135

Physical

Colour	Black
Trim	No
Orientation	Fixed
Length (mm)	1690
Net weight (kg)	3.84
IP internal	20

Download

Mounting instructions [↓ ZIP](#)

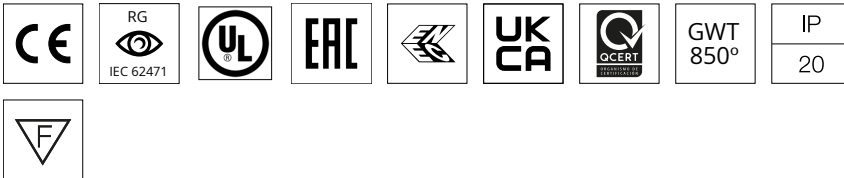
Photometric Files

LDT / IES [↓ ZIP](#)

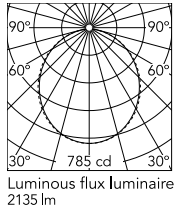
Technical Drawings

2D [↓ ZIP](#)

3D [↓ ZIP](#)



Schematic light drawing



Beam Angle: 107°

h(m)	E(lx)	D(m)
1	785	2.63
2	196	5.26
3	87	7.90
4	49	10.53
5	31	13.16

Photometric

Lighting type	Direct
Light distribution	Symmetric
CCT (K)	4000
CRI>	80
Beam angle C0-180 (°)	110
Beam angle C90-270 (°)	110

Electrical

Insulation class	I
Frequency (Hz)	50/60
Main voltage (Vac)	220-240
Power supply	Integrated
Dimmable	No
Power supply type	Non Dimmable
Emergency	No

Notes

Opal Diffuser: Diffuse, glare free and uniform lighting throughout the room. /
Emergency: Emergency Module available in all versions, length 1405 mm. In normal use, it uses the same power consumption as the standard In-Finity. In emergency use, it emits 10% of normal use during 3 hours. Endcaps: must be ordered separately. Consult Flos Architectural team for a configuration without end caps.

Accessories & Power Supply



OPTIONAL Accessory

08.0109.00

500 mm opal diffuser. Diffuse,
glare free and uniform lighting
throughout the room