


# FLOS

03.5339.40 White

## In-Finity 25 mm

Designed by FLOS Architectural, 2022

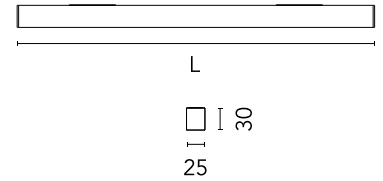


57.6W - 3156lm - 4000K - CRI> 90 - Beam° 91

LED profile for linear lighting, only 25 mm wide. Available in surface mounted versions, with possibility of suspended installation by means of a dedicated kit. Drivers not included.

Are you a professional and your project needs consulting and support?

[BOOK AN APPOINTMENT](#)



### Main specifications

Mounting	Suspension, Ceiling surface
Environments	Indoor dry location
Light source type	LED
Light sources included	Yes
LED type	Top LED
Number of lamps	1
Power (W)	57.6
System power (W)	58.2
Source flux (lm)	6585
Lumen Output (lm)	3156

### Physical

Colour	White
Orientation	Fixed
Length (mm)	3000
Net weight (kg)	1.56
Package volume (m3)	0.02
IP internal	20

### Download

[Mounting instructions](#) PDF

[Mounting instructions](#) PDF

### Photometric Files

[LDT / IES](#) ZIP

### Technical Drawings

[2D](#) ZIP

[3D](#) ZIP

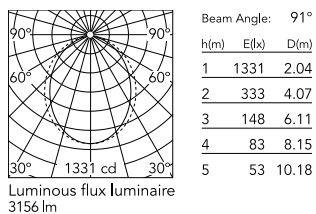


### Ecodesign and Energy Labelling

This product contains a light source of energy efficiency class E



## Schematic light drawing



### Photometric

Lighting type	Direct
Light distribution	Asymmetric
CCT (K)	4000
CRI>	90
LED Life / Failure Ratio	L90B50 >50.000h (Tc=85°C)
Beam angle C0-180 (°)	91
Beam angle C90-270 (°)	102

### Electrical

Insulation class	III
Forward voltage (V)	24
Power supply	Remote
Dimmable	No
Power supply type	Non Dimmable

## Accessories & Power Supply



REQUIRED  
Power supply

Electrical

60.9516

Remote Power Supply Non  
Dimmable 24V. 120W. 220/240V



REQUIRED  
Power supply

Electrical

60.9515

Remote Power Supply Non  
Dimmable 24V. 60W. 220/240V



REQUIRED  
Accessory

Installation

08.0131.40

Endcap for In-Finity 25 mm



REQUIRED  
Power supply

Electrical

60.9705A

Remote Power Supply Non  
Dimmable 24V. 60W. 220/240V



OPTIONAL  
Accessory

Installation

08.0139.00

Suspension Kit for In-Finity 25mm