


FLOS

03.5332.40 White

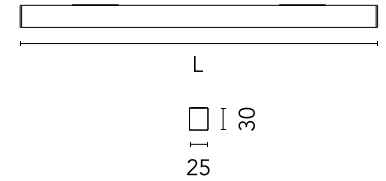
In-Finity 25 mm

Designed by FLOS Architectural, 2022



38.4W - 2016lm - 3000K - CRI> 90 - Beam° 91

LED profile for linear lighting, only 25 mm wide. Available in surface mounted versions, with possibility of suspended installation by means of a dedicated kit. Drivers not included.



Are you a professional and your project needs consulting and support?

[BOOK AN APPOINTMENT](#)

Main specifications

Mounting	Suspension, Ceiling surface
Environments	Indoor dry location
Light source type	LED
Light sources included	Yes
LED type	Top LED
Number of lamps	1
Power (W)	38.4
System power (W)	38.8
Source flux (lm)	4206
Lumen Output (lm)	2016

Physical

Colour	White
Orientation	Fixed
Length (mm)	2000
Net weight (kg)	1.04
Package volume (m3)	0.02
IP internal	20

Download

[Mounting instructions](#) PDF

[Mounting instructions](#) PDF

Photometric Files

[LDT / IES](#) ZIP

Technical Drawings

[2D](#) ZIP

[3D](#) ZIP

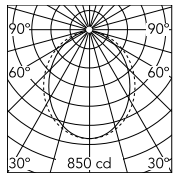


Ecodesign and Energy Labelling

This product contains a light source of energy efficiency class E



Schematic light drawing



Beam Angle:	91°	
h(m)	E(lx)	D(m)
1	850	2.04
2	213	4.07
3	94	6.11
4	53	8.15
5	34	10.18

Photometric

Lighting type	Direct
Light distribution	Asymmetric
CCT (K)	3000
CRI>	90
LED Life / Failure Ratio	L90B50 >50.000h (Tc=85°C)
Beam angle C0-180 (°)	91
Beam angle C90-270 (°)	102

Electrical

Insulation class	III
Forward voltage (V)	24
Power supply	Remote
Dimmable	No
Power supply type	Non Dimmable

Accessories & Power Supply



REQUIRED
Power supply

Electrical

60.9516

Remote Power Supply Non
Dimmable 24V. 120W. 220/240V




REQUIRED
Power supply

Electrical

60.9515

Remote Power Supply Non
Dimmable 24V. 60W. 220/240V



REQUIRED
Accessory

Installation

08.0131.29

Endcap for In-Finity 25 mm



REQUIRED
Power supply

Electrical

60.9705A

Remote Power Supply Non
Dimmable 24V. 60W. 220/240V



OPTIONAL
Accessory

Installation

08.0139.00

Suspension Kit for In-Finity 25mm