

FLOS

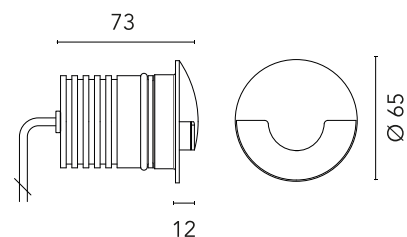
FA51808212 Forest Green

Gobi 65 Wall Path

Designed by FLOS Outdoor, 2013



LED source included. 24V dc remote electric power supply to be ordered separately. Requires a junction box to be ordered separately. The luminaire is equipped with a protruding, 200 mm cable with an integrated H2O STOP connection system and a wiring kit with crimp connectors and adhesive heat-shrink tubing guaranteeing the water tightness of the connection. Adjustable light intensity version available upon request.



Are you a professional and your project needs consulting and support?

[BOOK AN APPOINTMENT](#)

Main specifications

EAN	8054793638959
Mounting	Wall
Light source type	LED
Light sources included	Yes
LED type	Power LED
Number of lamps	1
Power (W)	2
System power (W)	3.4
Source flux (lm)	198
Lumen Output (lm)	54

Physical

Colour	Forest Green
Orientation	Fixed
Net weight (kg)	0.38
Package height (mm)	134
Package width (mm)	70
Package length (mm)	83
IP internal	66

Download

[Mounting instructions](#)  ZIP

Photometric Files

[LDT / IES](#)  ZIP

Technical Drawings



[2D](#)  ZIP

[3D](#)  ZIP

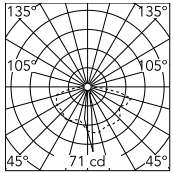


Ecodesign and Energy Labelling

This product contains a light source of energy efficiency class F

  Non-replaceable light source

Schematic light drawing



Luminous flux luminaire
54 lm

Photometric

Lighting type	Direct
Light distribution	Asymmetric
CCT (K)	4000
CRI>	80
Extreme cut off	No

Electrical

Insulation class	III
Main voltage (Vac)	24
Power supply	Remote excluded
Dimmable	No
Power supply type	Non Dimmable
Dimming interface	Not Dimmable
Emergency	No

Notes

Please check with your referent person in our Front Office if a code modification is needed to meet the required certification compliance!

Dimmable version on request

Accessories & Power Supply



REQUIRED
Accessory

F004Z0K0000

Box for installation



OPTIONAL
Accessory

F990C050000

2 way terminal block 2 poles IP68
H2O stop. (Ø4÷6,9mm cable)



OPTIONAL
Power supply

F990B28A000

Power supply 24Vdc 50W / 220-
240V IP67 Class I selv. Non
Dimmable



OPTIONAL

F990B34A000

Power Supply dual function C.V.
Vout 24Vdc 8W, Vin 220÷240V
C.C. Iout 350mA: 8W, Vin
220÷240V IP 20 Class II Selv. NON
Dimmable



OPTIONAL
Power supply

RF25757

Power supply 24V 10W / 110-
240V IP67 Class II selv._Non
Dimmable



OPTIONAL
Power supply

RF25752

Power supply 24Vdc 20W / 220-
240V IP67 Class II selv. Non
Dimmable



OPTIONAL
Power supply

RF25747

Power supply 24V 10W /110-240V
IP20 Class II selv. Non Dimmable



OPTIONAL
Power supply

RF25748

Power Supply dual function C.V.
Vout 24Vdc 8W, Vin 220÷240V
C.C. Iout 350mA: 8W, Vin
220÷240V IP 65 Class II Selv. NON
Dimmable



OPTIONAL
Power supply

F990B27A000

Power supply 24Vdc 70W / 220-
240V IP67 Class I selv. Non
Dimmable