

# FLOS

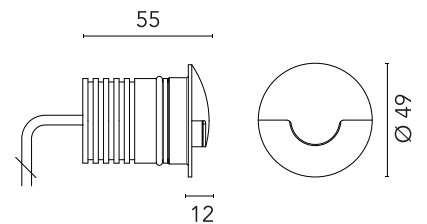
FA51706556 Matte Stainless Steel

## Gobi 49 Wall Path

Designed by FLOS Outdoor, 2013



LED source included. 24V dc remote electric power supply to be ordered separately. Requires a junction box to be ordered separately. The luminaire is equipped with a protruding, 200 mm cable and a wiring kit with crimp connectors and adhesive heat-shrink tubing guaranteeing the water tightness of the connection. Adjustable light intensity version available upon request.



Are you a professional and your project needs consulting and support?

[BOOK AN APPOINTMENT](#)

### Main specifications

|                        |               |
|------------------------|---------------|
| EAN                    | 8054793637259 |
| Mounting               | Wall          |
| Light source type      | LED           |
| Light sources included | Yes           |
| LED type               | Power LED     |
| Number of lamps        | 1             |
| Power (W)              | 2             |
| System power (W)       | 2.3           |
| Source flux (lm)       | 139           |
| Lumen Output (lm)      | 36            |

### Physical

|                     |                       |
|---------------------|-----------------------|
| Colour              | Matte Stainless Steel |
| Orientation         | Fixed                 |
| Net weight (kg)     | 0.18                  |
| Package height (mm) | 134                   |
| Package width (mm)  | 70                    |
| Package length (mm) | 83                    |
| IP internal         | 66                    |

### Download

[Mounting instructions](#)  ZIP

### Photometric Files

[LDT / IES](#)  ZIP

### Technical Drawings

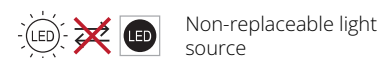
[2D](#)  ZIP

[3D](#)  ZIP

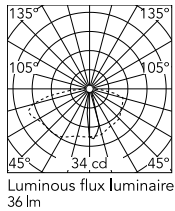


### Ecodesign and Energy Labelling

This product contains a light source of energy efficiency class F



## Schematic light drawing



### Photometric

|                    |            |
|--------------------|------------|
| Lighting type      | Direct     |
| Light distribution | Asymmetric |
| CCT (K)            | 2700       |
| CRI>               | 80         |
| Extreme cut off    | No         |

### Electrical

|                    |                 |
|--------------------|-----------------|
| Insulation class   | III             |
| Main voltage (Vac) | 24              |
| Power supply       | Remote excluded |
| Dimmable           | No              |
| Power supply type  | Non Dimmable    |
| Dimming interface  | Not Dimmable    |
| Emergency          | No              |

### Notes

Please check with your referent person in our Front Office if a code modification is needed to meet the required certification compliance!

Dimmable version on request

## Accessories & Power Supply



REQUIRED  
Accessory

F004Z0J0000

Box for installation



OPTIONAL  
Accessory

F990C050000

2 way terminal block 2 poles IP68  
H2O stop. (Ø4÷6,9mm cable)



OPTIONAL  
Power supply

F990B28A000

Power supply 24Vdc 50W / 220-  
240V IP67 Class I selv. Non  
Dimmable



OPTIONAL

F990B34A000

Power Supply dual function C.V.  
Vout 24Vdc 8W, Vin 220÷240V  
C.C. Iout 350mA: 8W, Vin  
220÷240V IP 20 Class II Selv. NON  
Dimmable



OPTIONAL  
Power supply

RF25757

Power supply 24V 10W / 110-  
240V IP67 Class II selv.\_Non  
Dimmable



OPTIONAL  
Power supply

RF25752

Power supply 24Vdc 20W / 220-  
240V IP67 Class II selv. Non  
Dimmable



OPTIONAL  
Power supply

RF25747

Power supply 24V 10W /110-240V  
IP20 Class II selv. Non Dimmable



OPTIONAL  
Power supply

RF25748

Power Supply dual function C.V.  
Vout 24Vdc 8W, Vin 220÷240V  
C.C. Iout 350mA: 8W, Vin  
220÷240V IP 65 Class II Selv. NON  
Dimmable



OPTIONAL  
Power supply

F990B27A000

Power supply 24Vdc 70W / 220-  
240V IP67 Class I selv. Non  
Dimmable