

# FLOS

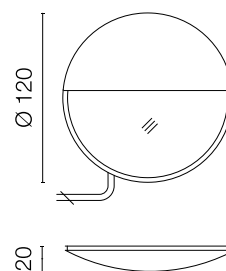
FA52600301.A White

## Eclipse Mini

Designed by FLOS Outdoor, 2013



LED source included. Completed with a reflective screen. Remote electrical power supply 24V dc to be ordered separately. Optional electrical junction box (three modules, model 503) to be ordered separately. Equipped with a 250 mm protruding section of neoprene cable and a kit with crimpable connectors and adhesive heat-shrinkable sleeves that guarantee the tightness of the connection. Dimmable.



Are you a professional and your project needs consulting and support?

[BOOK AN APPOINTMENT](#)

### Main specifications

EAN	8054793648668
Mounting	Wall
Light source type	LED
Light sources included	Yes
LED type	Power LED
Number of lamps	1
Power (W)	2
System power (W)	1.8
Source flux (lm)	212
Lumen Output (lm)	51

### Physical

Colour	White
Orientation	Fixed
Net weight (kg)	0.21
Package height (mm)	90
Package width (mm)	140
Package length (mm)	140
IP internal	65

### Download

[Mounting instructions](#)  ZIP

### Photometric Files

[LDT / IES](#)  ZIP

### Technical Drawings



[2D](#)  ZIP

[3D](#)  ZIP

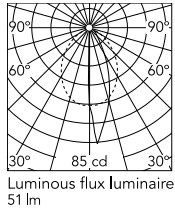


### Ecodesign and Energy Labelling

This product contains a light source of energy efficiency class G

  Non-replaceable light source

## Schematic light drawing



Beam Angle:	21°	
h(m)	E(lx)	D(m)
1	84	0.38
2	21	0.77
3	9	1.15
4	5	1.54
5	3	1.92

### Photometric

Lighting type	Direct
Light distribution	Asymmetric
CCT (K)	3000
CRI>	80
Extreme cut off	No

### Electrical

Insulation class	III
Frequency (Hz)	50/60
Main voltage (Vac)	24
Power supply	Remote excluded
Dimmable	Yes
Power supply type	Non Dimmable, Dimmable, Dimmable 1-10V, Dimmable DALI 1
Dimming interface	Remote Dimmable (Dimmer Not Included)
Emergency	No

### Notes

Please check with your referent person in our Front Office if a code modification is needed to meet the required certification compliance

## Accessories & Power Supply



OPTIONAL  
Power supply

F990B28A000

Power supply 24Vdc 50W / 220-240V IP67 Class I selv. Non Dimmable



OPTIONAL  
Accessory

F990H010000

Recessed 3-module junction box (model 503)



OPTIONAL  
Power supply

F990B21A000

Power supply 17W/110÷240V -24Vdc (15W@110V) IP67 Class II Selv. Dimmable Push-Dimm Or 1.10V



OPTIONAL  
Power supply

F990B29A000

Power supply 24Vdc 100W / 220-240V IP67 Class I selv.Non Dimmable



OPTIONAL

F990B34A000

Power Supply dual function C.V. Vout 24Vdc 8W, Vin 220÷240V C.C. Iout 350mA: 8W, Vin 220÷240V IP 20 Class II Selv. NON Dimmable



OPTIONAL  
Power supply

RF25757

Power supply 24V 10W / 110-240V IP67 Class II selv.\_Non Dimmable



OPTIONAL  
Power supply

RF25752

Power supply 24Vdc 20W / 220-240V IP67 Class II selv. Non Dimmable



OPTIONAL  
Power supply

RF25747

Power supply 24V 10W /110-240V IP20 Class II selv. Non Dimmable



OPTIONAL  
Power supply

RF25750

Power supply 24Vdc 17W / 110-240V (15W@110V) IP20 Class II selv. Dimmable Push-Dimm Or 1.10V



OPTIONAL  
Power supply

RF25748

Power Supply dual function C.V. Vout 24Vdc 8W, Vin 220÷240V C.C. Iout 350mA: 8W, Vin 220÷240V IP 65 Class II Selv. NON Dimmable



OPTIONAL  
Power supply

F990B27A000

Power supply 24Vdc 70W / 220-240V IP67 Class I selv. Non Dimmable