

FLOS

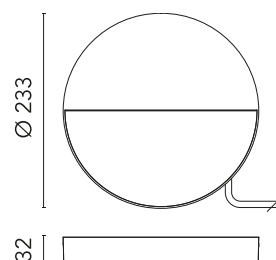
FA54200518 Deep Brown

Eclipse

Designed by FLOS Outdoor, 2013



Slim LED source included. Remote electrical power supply 24V dc to be ordered separately. Equipped with a 300mm protruding section of neoprene cable and a kit with crimpable connectors and adhesive heat-shrinkable sleeves that guarantee the tightness of the connection. Dimmable. round luminaire for installation on wall – surface mounted. Configuration: die-cast aluminium structure, EN AB-47100 alloy (low copper content), stainless steel bracket and transparent polycarbonate emitting unit. Double layer coating for high resistance to corrosion: the aluminium components are painted with a double coat using powders that are compliant with QUALICOAT standards: a first layer of epoxy powder (with excellent chemical and mechanical resistance) and a second finishing layer of polyester powder (resistant to UV rays and atmospheric agents). The entire painting process of the aluminium fitting starts from components that have been sandblasted in advance to make the surface more porous and increase the adherence of the paint. Ares effects alkaline and acid washing to clean the surfaces completely, then rinses with demineralised water to remove any residue particles, subsequently a chemical conversion treatment is done to protect against rusting. Protection rating: IP65 In compliance with EN60598-1 standards Class of insulation: II; 24V version: III Installation: the luminaire is equipped with a piece of neoprene cable (approx. 200mm) for an easy-to-make connection. Direct screwing on surface through the stainless steel bracket. We recommend the use of a connection system with a protection degree greater than or equal to the protection degree of the luminaire. During the installation and the maintenance of the fixtures it is important to be careful and avoid damages on the paint coating. Damages on the coating exposed to outdoor conditions or water, could cause corrosion. Chemical substances affect the anticorrosion covering protection.



Download

Mounting instructions [↓ ZIP](#)

Photometric Files

LDT / IES [↓ ZIP](#)

Technical Drawings

2D [↓ ZIP](#)

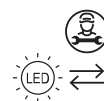
3D [↓ ZIP](#)

Are you a professional and your project needs consulting and support?

[BOOK AN APPOINTMENT](#)

Ecodesign and Energy Labelling

This product contains a light source of energy efficiency class F



Replaceable (LED only) light source by a professional

Main specifications

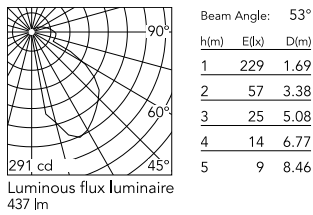
EAN	8054793694634
Mounting	Wall
Light source type	LED
Light sources included	Yes
LED type	Power LED
Number of lamps	1
Power (W)	6
System power (W)	7.5
Source flux (lm)	835
Lumen Output (lm)	437

Physical

Colour	Deep Brown
Orientation	Fixed
Net weight (kg)	0.95
Package height (mm)	40
Package width (mm)	250
Package length (mm)	250
IP internal	65



Schematic light drawing



Photometric

Lighting type	Direct
Light distribution	Asymmetric
CCT (K)	4000
CRI>	80
Extreme cut off	No

Electrical

Insulation class	III
Frequency (Hz)	50/60
Main voltage (Vac)	24
Power supply	Remote excluded
Dimmable	Yes
Power supply type	Non Dimmable, Dimmable, Dimmable 1-10V, Dimmable DALI 1
Dimming interface	Remote Dimmable (Dimmer Not Included)
Emergency	No

Notes

Please check with your referent person in our Front Office if a code modification is needed to meet the required certification compliance

Accessories & Power Supply



OPTIONAL Power supply

F990B21A000

Power supply 17W/110÷240V
-24Vdc (15W@110V) IP67 Class II
Selv. Dimmable Push-Dimm Or
1.10V



OPTIONAL Power supply

F990B28A000

Power supply 24Vdc 50W / 220-
240V IP67 Class I selv. Non
Dimmable



OPTIONAL Power supply

F990B29A000

Power supply 24Vdc 100W / 220-
240V IP67 Class I selv.Non
Dimmable



OPTIONAL Power supply

RF25757

Power supply 24V 10W / 110-
240V IP67 Class II selv._Non
Dimmable



OPTIONAL Power supply

RF25752

Power supply 24Vdc 20W / 220-
240V IP67 Class II selv. Non
Dimmable



OPTIONAL Power supply

RF25747

Power supply 24V 10W /110-240V
IP20 Class II selv. Non Dimmable



OPTIONAL Power supply

RF25750

Power supply 24Vdc 17W / 110-
240V (15W@110V) IP20 Class II
selv. Dimmable Push-Dimm Or
1.10V



OPTIONAL Power supply

F990B27A000

Power supply 24Vdc 70W / 220-
240V IP67 Class I selv. Non
Dimmable