

# FLOS

F1181001-300.A White

## Climber Up&Down - 275 White\_Dimmable DALI

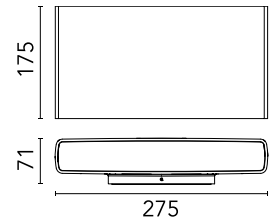
Designed by Piero Lissoni, 2016



Integrated 220/240V power supply. Supplied with an 80 mm length outgoing neoprene cable.

Are you a professional and your project needs consulting and support?

[BOOK AN APPOINTMENT](#)



### Main specifications


EAN	8054793577906
Mounting	Wall
Light source type	LED
Light sources included	Yes
LED type	Power LED
Number of lamps	1
System power (W)	40
Lumen Output (lm)	2771

### Physical

Colour	White
Trim	No
Orientation	Fixed
Net weight (kg)	3.29
Package height (mm)	330
Package width (mm)	228
Package length (mm)	120
Package volume (m3)	0.01
IP internal	65

### Download

[Mounting instructions](#)  ZIP

[Mounting instructions](#)  ZIP

### Photometric Files

[LDT / IES](#)  ZIP

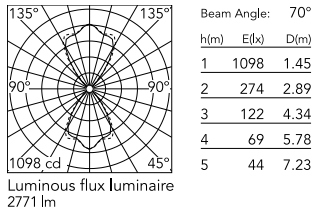
### Technical Drawings

[2D](#)  ZIP

[3D](#)  ZIP



## Schematic light drawing



## Photometric

Lighting type	Direct, Indirect
Light distribution	Symmetric
CCT (K)	4000
CRI>	80
Beam angle C0-180 (°)	70
Beam angle C90-270 (°)	70
Beam angle indirect C0-180 (°)	70
Beam angle indirect C90-270 (°)	70
Extreme cut off	No

## Electrical

Insulation class	I
Frequency (Hz)	50/60
Main voltage (Vac)	220-240
Power supply	Integrated
Dimmable	Yes
Power supply type	Dimmable DALI 1
Dimming interface	Dimmer Integrated
Emergency	No

## Ecodesign and Energy Labelling

This product contains a light source of energy efficiency class D



Non-replaceable light source



Replaceable control gear by a professional

## Notes

We recommend using a connection system with a degree of protection greater than or equal to the degree of protection of the luminaire.

During the installation and the maintenance of the fixtures it is important to be careful and avoid damages on the paint coating.

Damages on the coating exposed to outdoor conditions or water, could cause corrosion.

Chemical substances affect the anticorrosion covering protection.

For LED fixtures, there is evidence that most of the damages are connected to electrical effects related to the insulations, which cause destructive electrical discharges

These effects are frequently caused by:

- over voltage coming from the mains' network where fixture is connected.
- electrostatic discharge (ESD) coming from the environment.

The use of a protective device against the overvoltage on the electrical installation is warmly suggest this helps to reduce the intensity of some of these phenomenon and prevent irreversible damages. The selection of the type of device to be used must be adjust on the electrical plant.

## Accessories & Power Supply



OPTIONAL  
Accessory

F990E00A000

S.P.D. (SURGE PROTECTION  
DEVICE)