

FLOS

F1174012 Forest Green

Climber Down - 275 Non Dimmable Forest Green

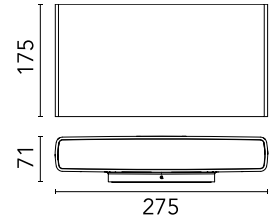
Designed by Piero Lissoni, 2016



Integrated 110/240V power supply. Supplied with an 80 mm length outgoing neoprene cable. Upwards, single emission version, available upon request.

Are you a professional and your project needs consulting and support?

[BOOK AN APPOINTMENT](#)




Main specifications

EAN	8054793575407
Mounting	Wall
Light source type	LED
Light sources included	Yes
LED type	Power LED
Number of lamps	1
System power (W)	21
Lumen Output (lm)	1447

Physical

Colour	Forest Green
Trim	No
Orientation	Fixed
Net weight (kg)	3.15
Package height (mm)	330
Package width (mm)	228
Package length (mm)	120
Package volume (m3)	0.01
IP internal	65

Download

[Mounting instructions](#)  ZIP


Photometric Files

[LDT / IES](#)  ZIP

Technical Drawings

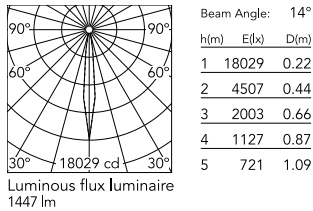
[2D](#)  ZIP

[3D](#)  ZIP

[Bim](#)  ZIP



Schematic light drawing



Photometric

Lighting type	Direct
Light distribution	Symmetric
CCT (K)	4000
CRI>	80
Beam angle C0-180 (°)	14
Beam angle C90-270 (°)	14
Extreme cut off	No

Electrical

Insulation class	I
Frequency (Hz)	50/60
Main voltage (Vac)	220-240
Power supply	Integrated
Dimmable	No
Power supply type	Non Dimmable
Dimming interface	Not Dimmable
Emergency	No

Notes

We recommend using a connection system with a degree of protection greater than or equal to the degree of protection of the luminaire.

During the installation and the maintenance of the fixtures it is important to be careful and avoid damages on the paint coating.

Damages on the coating exposed to outdoor conditions or water, could cause corrosion.

Chemical substances affect the anticorrosion covering protection.

For LED fixtures, there is evidence that most of the damages are connected to electrical effects related to the insulations, which cause destructive electrical discharges

These effects are frequently caused by:

- over voltage coming from the mains' network where fixture is connected.
- electrostatic discharge (ESD) coming from the environment.

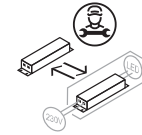
The use of a protective device against the overvoltage on the electrical installation is warmly suggest this helps to reduce the intensity of some of these phenomenon and prevent irreversible damages. The selection of the type of device to be used must be adjust on the electrical plant.

Ecodesign and Energy Labelling

This product contains a light source of energy efficiency class D



Non-replaceable light source



Replaceable control gear by a professional

Accessories & Power Supply



OPTIONAL
Accessory

F990E00A000

S.P.D. (SURGE PROTECTION
DEVICE)