

# FLOS

F016B23B001 White

## Caule Bollard Nest 3 Dimmable 1-10V

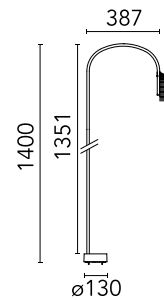
Designed by Patricia Urquiola, 2019



LED light source included. Integrated 220-240V ON/OFF or dimmable electrical power. The device may be installed on any flooring with anchors. Box for installation on flooring laid over concrete sold separately. 110V version upon request.

Are you a professional and your project needs consulting and support?

[BOOK AN APPOINTMENT](#)



### Main specifications

|                        |               |
|------------------------|---------------|
| EAN                    | 8054793243849 |
| Mounting               | Ground        |
| Light source type      | LED           |
| Light sources included | Yes           |
| LED type               | Power LED     |
| Number of lamps        | 1             |
| Power (W)              | 5             |
| System power (W)       | 5             |
| Lumen Output (lm)      | 124           |

### Physical

|                     |       |
|---------------------|-------|
| Colour              | White |
| Trim                | No    |
| Orientation         | Fixed |
| Net weight (kg)     | 4.8   |
| Package height (mm) | 150   |
| Package width (mm)  | 1480  |
| Package length (mm) | 680   |
| Package volume (m3) | 0.15  |
| IP internal         | 66    |
| Drive Over          | No    |


### Download

[Mounting instructions](#)  ZIP


### Photometric Files

[LDT / IES](#)  ZIP

### Technical Drawings

[2D](#)  ZIP

[3D](#)  ZIP

[Bim](#)  ZIP



## Schematic light drawing



## Photometric

|                    |           |
|--------------------|-----------|
| Lighting type      | Direct    |
| Light distribution | Symmetric |
| CCT (K)            | 2700      |
| CRI>               | 80        |

## Electrical

|                    |                   |
|--------------------|-------------------|
| Insulation class   | I                 |
| Frequency (Hz)     | 50/60             |
| Main voltage (Vac) | 220-240           |
| Power supply       | Integrated        |
| Dimmable           | Yes               |
| Power supply type  | Dimmable 1-10V    |
| Dimming interface  | Dimmer Integrated |
| Emergency          | No                |

## Ecodesign and Energy Labelling

This product contains a light source of energy efficiency class E



## Notes

We recommend using a connection system with a degree of protection greater than or equal to the degree of protection of the luminaire.

During the installation and the maintenance of the fixtures it is important to be careful and avoid damages on the paint coating.

Damages on the coating exposed to outdoor conditions or water, could cause corrosion.

Chemical substances affect the anticorrosion covering protection.

For LED fixtures, there is evidence that most of the damages are connected to electrical effects related to the insulations, which cause destructive electrical discharges

These effects are frequently caused by:

- over voltage coming from the mains' network where fixture is connected.
- electrostatic discharge (ESD) coming from the environment.

The use of a protective device against the overvoltage on the electrical installation is warmly suggest this helps to reduce the intensity of some of these phenomenon and prevent irreversible damages. The selection of the type of device to be used must be adjust on the electrical plant.

## Accessories & Power Supply



OPTIONAL  
Accessory

F990E00A000

S.P.D. (SURGE PROTECTION  
DEVICE)



OPTIONAL  
Accessory

F016Z000000

Box for ground installation