


# FLOS

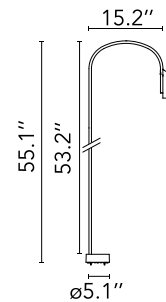
■ F016A33BU30 Black

## Caule Bollard 3 Dimmable 1-10V

Designed by Patricia Urquiola, 2019



Caule by Patricia Urquiola is an outdoor collection featuring both in-ground bollards and plug-in floor fixtures with two diffuser options a mesh, nest head and or solid head. Taking after its name, Caule embodies the structure of a flower and its stem. Its natural form blends seamlessly into the environment around, creating intriguing shadows and highlighting outdoor pathways."Caule is an outdoor collection with simple understated lines yet strong style identity. Copying the botanical structure of a flower, the collection features a real flexible slender stem, almost a natural element, a subtle addition to any outdoor setting." - Patricia Urquiola



Are you a professional and your project needs consulting and support?

[BOOK AN APPOINTMENT](#)

### Main specifications

EAN	8054793242507
Mounting	Ground
Environments	Outdoor wet location
Light Source Type	LED
Light sources included	Yes
LED type	Power LED
Number of lamps	1
Power (W)	5
System power (W)	5
System flux (lm)	303

### Physical

Color	Black
Orientation	Fixed
Net weight (lb)	10.58
Gross weight (lb)	11.64
Package height (in)	5.91
Package width (in)	58.27
Package length (in)	26.77
Package volume (in)	9212.18
IP internal	66
Drive Over	No

### Download

[Family spec sheet](#)  ZIP


[Mounting instructions](#)  ZIP




### Photometric Files

[LDT / IES](#)  ZIP

### Ecodesign and Energy Labelling

This product contains a light source of energy efficiency class E

   Replaceable (LED only) light source by a professional

   Replaceable control gear by a professional



## Schematic light drawing



### Photometric

Lighting type	Direct
Light distribution	Symmetric
CCT (K)	3000
CRI>	80
Beam angle C0-180 (°)	52
Beam angle C90-270 (°)	52
Extreme cut off	No

### Electrical

Insulation class	I
Frequency (Hz)	50/60
Main voltage (Vac)	120-277
Driver	Integrated
Dimmable	Yes
Dimming type	Dimmable 1-10V
Dimming range (%)	10-100
Dimming interface	Dimmer Integrated
Emergency type	No

### Notes

We recommend using a connection system with a degree of protection greater than or equal to the degree of protection of the luminaire.

During the installation and the maintenance of the fixtures it is important to be careful and avoid damages on the paint coating.

Damages on the coating exposed to outdoor conditions or water, could cause corrosion.

Chemical substances affect the anticorrosion covering protection.

For LED fixtures, there is evidence that most of the damages are connected to electrical effects related to the insulations, which cause destructive electrical discharges

These effects are frequently caused by:

- over voltage coming from the mains' network where fixture is connected.
- electrostatic discharge (ESD) coming from the environment.

The use of a protective device against the overvoltage on the electrical installation is warmly suggest this helps to reduce the intensity of some of these phenomenon and prevent irreversible damages. The selection of the type of device to be used must be adjust on the electrical plant.

## Accessories & Power Supply



OPTIONAL  
Accessory

F016Z000000

Box for ground installation