

FLOS

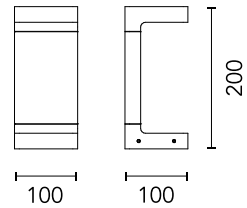
■ F1211030 Black

Casting C 100 Non Dimmable Black

Designed by Vincent Van Duysen, 2016



The body of the versions C is made of extruded aluminum, base and diffuser in die-cast aluminum EN AB-47100 with a low copper content. High-resistance coating: after a sandblasting treatment of all components to make the surface porous and ensure a greater adhesion of the paint, the external coating is applied with a double layer with epoxy powders according to the QUALICOAT standard. The first layer of epoxy powder gives chemical and mechanical resistance, the second finishing layer of polyester powder ensures resistance to UV rays and atmospheric agents. The painted surfaces are treated with alkaline and acidic washes, then rinsed with demineralized water, subjected to a chemical conversion treatment to protect against oxidation. A glass diffuser is glued to the heat sink of the product to ensure a watertight seal, micro-texturized to ensure homogeneous and uniform distribution of the light. The luminaire is provided with a segment of outgoing cable in neoprene. We recommend installation on a plinth of cement or on a flat surface. 110/240V power supply integrated.



Are you a professional and your project needs consulting and support?

[BOOK AN APPOINTMENT](#)

Main specifications

EAN	8054793578767
Mounting	Ground
Environments	Outdoor wet location
Light source type	LED
Light sources included	Yes
LED type	Power LED
Number of lamps	1
Power (W)	9
System power (W)	21W
Lumen Output (lm)	295

Physical

Colour	Black
Trim	No
Orientation	Fixed
Net weight (kg)	1.3
Package height (mm)	215
Package width (mm)	115
Package length (mm)	115
IP internal	65
Drive Over	No

Download

[Mounting instructions](#)  ZIP

Photometric Files

[LDT / IES](#)  ZIP

Technical Drawings

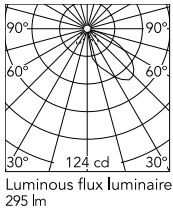
[2D](#)  ZIP

[3D](#)  ZIP

[Bim](#)  ZIP



Schematic light drawing



Photometric

Lighting type	Direct
Light distribution	Asymmetric
CCT (K)	3000
CRI>	80
Beam angle C0-180 (°)	55
Beam angle C90-270 (°)	80

Electrical

Insulation class	II
Frequency (Hz)	50/60
Main voltage (Vac)	110-240
Power supply	Integrated
Dimmable	No
Power supply type	Non Dimmable
Dimming interface	Not Dimmable
Emergency	No

Notes

We recommend using a connection system with a degree of protection greater than or equal to the degree of protection of the luminaire.

During the installation and the maintenance of the fixtures it is important to be careful and avoid damages on the paint coating.

Damages on the coating exposed to outdoor conditions or water, could cause corrosion.

Chemical substances affect the anticorrosion covering protection.

For LED fixtures, there is evidence that most of the damages are connected to electrical effects related to the insulations, which cause destructive electrical discharges

These effects are frequently caused by:

- over voltage coming from the mains' network where fixture is connected.
- electrostatic discharge (ESD) coming from the environment.

The use of a protective device against the overvoltage on the electrical installation is warmly suggest this helps to reduce the intensity of some of these phenomenon and prevent irreversible damages. The selection of the type of device to be used must be adjust on the electrical plant.

Ecodesign and Energy Labelling

This product contains a light source of energy efficiency class E



Accessories & Power Supply



OPTIONAL
Accessory

F1208000


Base plate with bolt



OPTIONAL
Accessory

F990C010000

3/4 way terminal block 4 poles
IP68 H2O stop. (ø5,5÷12mm
cable)



OPTIONAL
Accessory

F990E00A000

S.P.D. (SURGE PROTECTION
DEVICE)