


FLOS

F011W20B055 Brushed Stainless Steel

Captain Flint Outdoor W1 Dimmable 1-10V

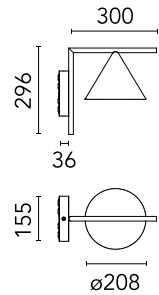
Designed by Michael Anastassiades, 2015



Luminaire for wall-mounting with diffuse light emission and fixed head. LED light source included. Integrated 220-240V ON/OFF or 1-10V/DALI dimmable electrical power. Connection is quickly ensured in the rose with the plug & play electrical connection and the IP68 connector included. Clamp bracket included. 110V version upon request.

Are you a professional and your project needs consulting and support?

[BOOK AN APPOINTMENT](#)



Main specifications

EAN	8054793216867
Mounting	Wall
Light source type	LED
Light sources included	Yes
LED type	LED array
Number of lamps	1
Power (W)	10
System power (W)	9.5
Source flux (lm)	989
Lumen Output (lm)	629

Physical

Colour	Brushed Stainless Steel
Trim	No
Orientation	Fixed
Spot diameter (mm)	208
Length (mm)	336
Net weight (kg)	2.1
Package height (mm)	257
Package width (mm)	406
Package length (mm)	406
Package volume (m3)	0.04
IP internal	65
Drive Over	No

Download

[Mounting instructions](#) ZIP

Photometric Files

[LDT / IES](#) ZIP

Technical Drawings

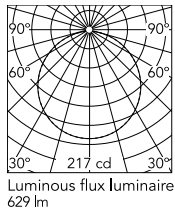
[2D](#) ZIP

[3D](#) ZIP

[Bim](#) ZIP



Schematic light drawing



Photometric

Lighting type	Direct
Light distribution	Symmetric
CCT (K)	2700
CRI>	80
Beam angle C0-180 (°)	112
Beam angle C90-270 (°)	112
Extreme cut off	No

Electrical

Insulation class	I
Frequency (Hz)	50/60
Main voltage (Vac)	220-240
Power supply	Integrated
Power supply type	Dimmable 1-10V
Precabled	NO
Emergency	No
Batteries inside	No

Ecodesign and Energy Labelling

This product contains a light source of energy efficiency class E



Notes

110V version upon request.