


FLOS

F011E40B055 Polished Stainless Steel

Captain Flint Outdoor B2

Designed by Michael Anastassiades, 2015

10W - 699lm - 4000K - CRI> 80 - Beam° 112



Integrated ON/OFF or dimmable 220-240V power supply. For mains connection, the light source is equipped with watertight cable. Box for ground or cobblestone installations requiring concrete plinth is available upon request. 2200K available on request.

Are you a professional and your project needs consulting and support?

[BOOK AN APPOINTMENT](#)



Main specifications

EAN	8054793216393
Mounting	Ground
Light source type	LED
Light sources included	Yes
LED type	LED array
Number of lamps	1
Power (W)	10
System power (W)	9.5
Source flux (lm)	1099
Lumen Output (lm)	699

Physical

Colour	Polished Stainless Steel
Orientation	Adjustable
Transversal tilting (°)	270
Net weight (kg)	2.43
Package height (mm)	320
Package width (mm)	1070
Package length (mm)	460
Package volume (m3)	0.16
IP internal	65
Drive Over	No

Download

[Mounting instructions](#)  ZIP

Photometric Files

[LDT / IES](#)  ZIP

Technical Drawings


[2D](#)  ZIP

[3D](#)  ZIP



Ecodesign and Energy Labelling

  Replaceable (LED only) light source by a professional

  Replaceable control gear by a professional

Schematic light drawing



Beam Angle: 114°

h(m)	E(lx)	D(m)
1	242	3.05
2	60	6.11
3	27	9.16
4	15	12.22
5	10	15.27

Photometric

Lighting type	Direct
Light distribution	Symmetric
CCT (K)	4000
CRI>	80
Beam angle C0-180 (°)	112
Beam angle C90-270 (°)	112

Electrical

Insulation class	I
Frequency (Hz)	50/60
Main voltage (Vac)	220-240
Power supply	Integrated
Dimmable	Yes
Power supply type	Dimmable 1-10V
Dimming interface	Dimmer Integrated


Accessories & Power Supply



REQUIRED
Accessory

F018Z000000

Box for ground installation



OPTIONAL
Accessory

F990E00A000

S.P.D. (SURGE PROTECTION
DEVICE)