


FLOS

F011D30BU55 Polished Stainless Steel

Captain Flint Outdoor B1

Designed by Michael Anastassiades, 2015

652lm - 3000K - CRI> 80 - Beam° 112



Are you a professional and your project needs consulting and support?

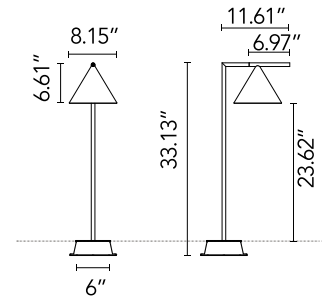
BOOK AN APPOINTMENT

Main specifications

| | |
|------------------------|----------------------|
| EAN | 8054793215389 |
| Mounting | Ground |
| Environments | Outdoor wet location |
| Light Source Type | LED |
| Light sources included | Yes |
| LED type | LED array |
| Number of lamps | 1 |
| System power (W) | 9.5 |
| Source flux (lm) | 1026 |
| System flux (lm) | 652 |

Physical

| | |
|-------------------------|--------------------------|
| Color | Polished Stainless Steel |
| Orientation | Adjustable |
| Transversal tilting (°) | 270 |
| Net weight (lb) | 4.92 |
| Gross weight (lb) | 5.41 |
| Package height (in) | 42.13 |
| Package width (in) | 18.11 |
| Package length (in) | 12.6 |
| Package volume (in) | 9611.52 |
| IP internal | 65 |



Download

- Family spec sheet [ZIP](#)
- Mounting instructions [ZIP](#)


Photometric Files

- LDT / IES [ZIP](#)



Ecodesign and Energy Labelling

 Replaceable (LED only) light source by a professional

 Replaceable control gear by a professional

Schematic light drawing



Beam Angle: 114°

| h(m) | E(lx) | D(m) |
|------|-------|-------|
| 1 | 225 | 3.05 |
| 2 | 56 | 6.11 |
| 3 | 25 | 9.16 |
| 4 | 14 | 12.22 |
| 5 | 9 | 15.27 |

Photometric

| | |
|------------------------|-----------|
| Light distribution | Symmetric |
| CCT (K) | 3000 |
| CRI> | 80 |
| Beam angle C0-180 (°) | 112 |
| Beam angle C90-270 (°) | 112 |
| Extreme cut off | No |

Electrical

| | |
|--------------------|-------------------|
| Insulation class | II |
| Frequency (Hz) | 50/60 |
| Main voltage (Vac) | 110-127 |
| Driver | Integrated |
| Dimmable | Yes |
| Dimming interface | Dimmer Integrated |

Accessories & Power Supply



REQUIRED

Accessory

F018Z000000

Box for ground installation