


# FLOS

F011D30AU18 Deep Brown

## Captain Flint Outdoor B1

Designed by Michael Anastassiades, 2015

652lm - 3000K - CRI> 80 - Beam° 112



Are you a professional and your project needs consulting and support?

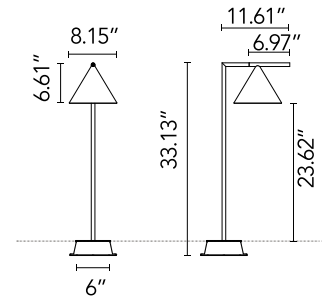
BOOK AN APPOINTMENT

### Main specifications

EAN	8054793215259
Mounting	Ground
Environments	Outdoor wet location
Light Source Type	LED
Light sources included	Yes
LED type	LED array
Number of lamps	1
System power (W)	9.5
Source flux (lm)	1026
System flux (lm)	652

### Physical

Color	Deep Brown
Orientation	Adjustable
Transversal tilting (°)	270
Net weight (lb)	4.92
Gross weight (lb)	5.41
Package height (in)	42.13
Package width (in)	18.11
Package length (in)	12.6
Package volume (in)	9611.52
IP internal	65



### Download

Family spec sheet [ZIP](#)

Mounting instructions [ZIP](#)


### Photometric Files

LDT / IES [ZIP](#)



### Ecodesign and Energy Labelling

 Replaceable (LED only) light source by a professional

 Replaceable control gear by a professional

## Schematic light drawing



Beam Angle: 114°

h(m)	E(lx)	D(m)
1	225	3.05
2	56	6.11
3	25	9.16
4	14	12.22
5	9	15.27

### Photometric

Light distribution	Symmetric
CCT (K)	3000
CRI>	80
Beam angle C0-180 (°)	112
Beam angle C90-270 (°)	112
Extreme cut off	No

### Electrical

Insulation class	II
Frequency (Hz)	50/60
Main voltage (Vac)	110-277
Driver	Integrated
Dimmable	No
Dimming interface	Not Dimmable

## Accessories & Power Supply



REQUIRED  
Accessory

F018Z000000

Box for ground installation