


# FLOS

F011D20BU55 Polished Stainless Steel

## Captain Flint Outdoor B1

Designed by Michael Anastassiades, 2015

629lm - 2700K - CRI> 80 - Beam° 112



Are you a professional and your project needs consulting and support?

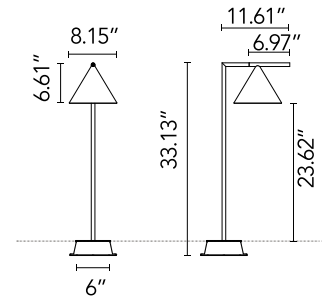
[BOOK AN APPOINTMENT](#)

### Main specifications

EAN	8054793215105
Mounting	Ground
Environments	Outdoor wet location
Light Source Type	LED
Light sources included	Yes
LED type	LED array
Number of lamps	1
System power (W)	9.5
Source flux (lm)	989
System flux (lm)	629

### Physical

Color	Polished Stainless Steel
Orientation	Adjustable
Transversal tilting (°)	270
Net weight (lb)	4.92
Gross weight (lb)	5.41
Package height (in)	42.13
Package width (in)	18.11
Package length (in)	12.6
Package volume (in)	9611.52
IP internal	65



### Download

- [Family spec sheet](#) ZIP
- [Mounting instructions](#) ZIP

### Photometric Files

- [LDT / IES](#) ZIP

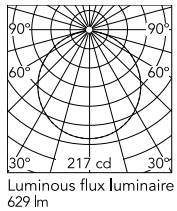


### Ecodesign and Energy Labelling

Replaceable (LED only) light source by a professional

Replaceable control gear by a professional

## Schematic light drawing



h(m)	E(lx)	D(m)
1	217	3.05
2	54	6.11
3	24	9.16
4	14	12.22
5	9	15.27

### Photometric

Light distribution	Symmetric
CCT (K)	2700
CRI>	80
Beam angle C0-180 (°)	112
Beam angle C90-270 (°)	112
Extreme cut off	No

### Electrical

Insulation class	II
Frequency (Hz)	50/60
Main voltage (Vac)	110-127
Driver	Integrated
Dimmable	Yes
Dimming interface	Dimmer Integrated

## Accessories & Power Supply



REQUIRED

Accessory

F018Z000000

Box for ground installation