

# FLOS

F011D20B059 Brass Finish

## Captain Flint Outdoor B1

Designed by Michael Anastassiades, 2015

10W - 629lm - 2700K - CRI> 80 - Beam° 112



Integrated ON/OFF or dimmable 220-240V power supply. For mains connection, the light source is equipped with watertight cable. Box for ground or cobblestone installations requiring concrete plinth is available upon request. 2200K available on request.

Are you a professional and your project needs consulting and support?

[BOOK AN APPOINTMENT](#)



### Main specifications

EAN	8054793215068
Mounting	Ground
Environments	Outdoor wet location
Light source type	LED
Light sources included	Yes
LED type	LED array
Number of lamps	1
Power (W)	10
System power (W)	9.5
Source flux (lm)	989
Lumen Output (lm)	629

### Physical

Colour	Brass Finish
Orientation	Adjustable
Transversal tilting (°)	270
Net weight (kg)	2.23
Package height (mm)	1070
Package width (mm)	460
Package length (mm)	320
Package volume (m3)	0.16
IP internal	65
Drive Over	No

### Download

[Mounting instructions](#)  ZIP

### Photometric Files

[LDT / IES](#)  ZIP


### Technical Drawings


[2D](#)  ZIP

[3D](#)  ZIP



### Ecodesign and Energy Labelling

  Replaceable (LED only) light source by a professional

  Replaceable control gear by a professional

## Schematic light drawing



h(m)	E(lx)	D(m)
1	217	3.05
2	54	6.11
3	24	9.16
4	14	12.22
5	9	15.27

## Photometric

Lighting type	Direct
Light distribution	Symmetric
CCT (K)	2700
CRI>	80
Beam angle C0-180 (°)	112
Beam angle C90-270 (°)	112
Extreme cut off	No

## Electrical

Insulation class	I
Frequency (Hz)	50/60
Main voltage (Vac)	220-240
Power supply	Integrated
Dimmable	Yes
Power supply type	Dimmable 1-10V
Dimming interface	Dimmer Integrated


## Accessories & Power Supply



REQUIRED  
Accessory

F018Z000000

Box for ground installation



OPTIONAL  
Accessory

F990E00A000

S.P.D. (SURGE PROTECTION  
DEVICE)