


FLOS

F011D20AU55 Polished Stainless Steel

Captain Flint Outdoor B1

Designed by Michael Anastassiades, 2015

629lm - 2700K - CRI> 80 - Beam° 112



Are you a professional and your project needs consulting and support?

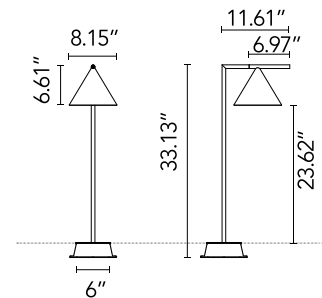
BOOK AN APPOINTMENT

Main specifications

EAN	8054793215006
Mounting	Ground
Environments	Outdoor wet location
Light Source Type	LED
Light sources included	Yes
LED type	LED array
Number of lamps	1
System power (W)	9.5
Source flux (lm)	989
System flux (lm)	629

Physical

Color	Polished Stainless Steel
Orientation	Adjustable
Transversal tilting (°)	270
Net weight (lb)	4.92
Gross weight (lb)	5.41
Package height (in)	42.13
Package width (in)	18.11
Package length (in)	12.6
Package volume (in)	9611.52
IP internal	65



Download

- Family spec sheet [ZIP](#)
- Mounting instructions [ZIP](#)


Photometric Files

- LDT / IES [ZIP](#)

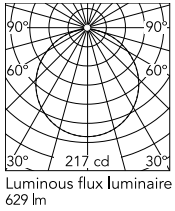


Ecodesign and Energy Labelling

 Replaceable (LED only) light source by a professional

 Replaceable control gear by a professional

Schematic light drawing



Beam Angle: 114°

h(m)	E(lx)	D(m)
1	217	3.05
2	54	6.11
3	24	9.16
4	14	12.22
5	9	15.27

Photometric

Light distribution	Symmetric
CCT (K)	2700
CRI>	80
Beam angle C0-180 (°)	112
Beam angle C90-270 (°)	112
Extreme cut off	No

Electrical

Insulation class	II
Frequency (Hz)	50/60
Main voltage (Vac)	110-277
Driver	Integrated
Dimmable	No
Dimming interface	Not Dimmable

Accessories & Power Supply



REQUIRED

Accessory

F018Z000000

Box for ground installation